



THIS IS

TERRAPIN

BASKETBALL



ALL-TIME

HONORS

GREAT TEAMS & MOMENTS

Great Teams and Great Moments define Maryland women's basketball since it earned varsity distinction in the 1970s, rising quickly among the nation's elite and maintaining excellence nearly 30 years later. The biggest moment in the program's history is winning the National Championship in 2006.

Two eras mark the history of Maryland women's basketball. For 30 years, Chris Weller had been synonymous with the Terrapins, beginning with her legacy first as a player in the mid-1960s, only to return later as an assistant coach, and eventually, a head coach until her retirement in 2002. The Weller Era was marked by NCAA Tournaments, collegiate milestones and perennial national rankings.

The Frese Era began in April 2002 and Terrapins were quickly reshaped into a national powerhouse, claiming the program's first national title in 2006. Frese has put Maryland back on the map with some of the best talent in the nation donning the Terrapin uniform.

Here is a chronological look at highlights – great moments – in Terrapin history.

TERRAPIN TRADITION

- **1 NATIONAL TITLE**
- **4 FINAL FOUR APPEARANCES**
- **21 NATIONAL TOURNAMENT APPEARANCES**
- **8 ACC CHAMPIONSHIP CROWNS**
- **1 30-WIN SEASON; 14 20-WIN SEASONS**
- **5 OLYMPIANS**
- **5 ALL-AMERICANS**
- **29 ALL-ACC HONOREES**
- **1 RHODES SCHOLAR**

1972-73

STATE CHAMPIONS

Maryland wins its first state championship with a 46-43 victory over Morgan State.

1974-75

STATE CHAMPIONS AIAW REGIONAL

The Terps wind their way to the second of three state titles, finishing 11-6 in the final season under Dottie McKnight. Perhaps most notable was the first-ever women's basketball game ever to be televised on **Jan. 26** from Cole Field House. Maryland lost to defending national champion Immaculata.



The first-ever televised women's basketball game.

1975-76

EIAIW REGIONAL

The 1975-76 season is best known as the beginning of the "Chris Weller Era." Maryland successfully defends its state championship and finishes fourth in the EIAIW Regionals in Pittsburgh, Pa. The Terps go 20-4 in Weller's first season with an 18-2 regular season marred only by a pair of one-point losses.

1976-77

EIAIW REGIONAL

Maryland receives its first national ranking on **Nov. 25** with a No. 15 billing by the Associated Press. The Terps would finish in the No. 16 spot at season's end, but not after a 17-6 final record and fourth-place finish in the EIAIW Regionals. Maryland downs Virginia 79-67 on **Feb. 11** to mark the beginning of the Terrapins' second-longest series in history. Jane Zivalich becomes the first Terp chosen for the U.S. Select Team.

1977-78

ACC CHAMPIONS AIAW FINALS

The Terps register their best season to date, with numerous "firsts." Maryland captures the first of its now unprecedented eight ACC championships, earns a second-place finish in the EIAIW Tournament and finishes sixth in the final AP poll. The Terps beat UCLA and Olympian Ann Myers, 92-88 on **Jan. 4** in a preview to the eventual national title bout. In the midst of an 11-game win streak to open the season and a 117-47 win over Duke, Maryland grabs a still-standing record 29 steals on **Jan. 14**. Maryland bests No. 2 NC State 89-82 on Feb. 11 to win the ACC title, and Tara Heiss establishes what is still the school mark for single game assists with 17 against Rutgers on **Feb. 28**. Weller's upset magic continues with a win over No. 1 ranked Tennessee on **March 17** and a win over Southern Connecticut sends the Terps to the first-ever AIAW Final Four. Maryland downs Wayland Baptist on **March 23** to win its first game in Final Four history. On **March 25** a record crowd of 9,351 and national television audience on NBC Sports World watch host UCLA defeat the Terps 90-74 at Pauley Pavilion for the national championship.

1978-79

ACC CHAMPIONS AIAW QUARTERFINALS

The Terps capture their second straight ACC title and reach the AIAW National Tournament for the second straight season. Maryland achieves its highest national ranking on **Nov. 25** with a spot in the No. 2 position. The Terps down NC State in Raleigh on **Feb. 10** to claim their second ACC banner. Maryland finishes 22-7 and ends the campaign with a No. 8 national ranking.

1979-80

AIAW QUARTERFINALS

Kris Kirchner logs her name in the Terp record book with a modest 15-point effort against Seton Hall on **Feb. 29**. Its significance is her contribution to 1,351 points to establish a Maryland career record. Maryland captures its first EIAIW Regional Tournament title with a 79-70 win over Rutgers on **March 8**. Jane Zivalich is named a Rhodes Scholar finalist and the Terps advance to the AIAW quarterfinals. Maryland finishes with a No. 6 national ranking and a 21-9 record for its third straight 20-win season. Tara Heiss is named to the 1980 U.S. Olympic squad.

1980-81

ACC CHAMPIONS AIAW QUARTERFINALS

Maryland continues its prominence in the EIAIW Regional, advancing to the title game for the fourth straight season. A 64-63 win over emerging rival NC State on **Feb. 14** helps the Terps capture the ACC crown for the third time in its first four years of existence, and finish with a No. 8 ranking in the Associated Press poll. A trip to the national tournament in Knoxville, Tenn., results in a win over Kentucky and a loss to the homestanding Volunteers.

1981-82

ACC CHAMPIONS NCAA FINAL FOUR

"Four" becomes a magical number to Chris Weller and her crew as the Terps win 25 times to advance to their second Final Four – this time it is the first NCAA Final Four just four years after appearing in the national title game in the first-ever AIAW Final Four. The Terps capture their fourth ACC title with a 93-81 win over Clemson on **Feb. 28**. The Terps earn the No. 2 seed in the NCAA West Regional and defeat Stanford 82-48 in Cole Field House to mark the campus' first NCAA Tournament game on **March 14**. The Terps trek west for a win over Missouri on **March 19**, and Drake two days later to earn a trip to their second Final Four. Cheyney State upends Maryland 76-66 to end the season on **March 26**, but not without a No. 3 billing in the final AP poll marking the highest finish in Maryland history.

1982-83

ACC CHAMPIONS NCAA SWEET SIXTEEN

Maryland tops Rutgers 83-66 on **Jan. 26** to run its school record win streak to 16 games to open the season. NC State knocks the Terps from the ranks of unbeaten on **Jan. 29**, though only five weeks later the Terrapins earn revenge by downing the Wolfpack 84-81 for their fifth ACC crown on **March 6**. Maryland earns the No. 3 seed in the East Region and defeats Central Michigan on **March 19** in an opening-round game. Maryland eventually falls to Old Dominion in the regional semifinal and ends the year with a No. 7 national

2006 NCAA CHAMPIONS EIGHT-TIME ACC CHAMPIONS

ranking. The Terps conclude the season as the NCAA leaders in field goal percentage statistics, behind the strength of Kodak All-American Jasmina Perazic – Maryland's first to be so honored.

1983-84

NCAA FIRST ROUND

The Terps fail to win 20 games for the first time in three seasons, but record at least 19 for the seventh straight year. Maryland is ranked 17th in the final AP poll and earns a No. 6 seed in the NCAA East Region.

1984-85

Maryland enters the 1984-85 season having been ranked in the AP Top 20 for 128 consecutive weeks — the most by any team in the nation. Weller spends her summer months as an assistant coach for the U.S. National Jones Cup team.

1985-86

ACC CHAMPIONS NCAA FIRST ROUND

Success and championships return after just a one-year hiatus. The Terps enter the ACC Tournament as an underdog, yet win their sixth title, defeating NC State, Virginia and North Carolina. Deanna Tate is named MVP of the tournament after downing the Tar Heels 90-74 on **March 3**. Maryland accepts a No. 6 seed in the NCAA Midwest Region, and suffers an opening round loss to Ohio State.

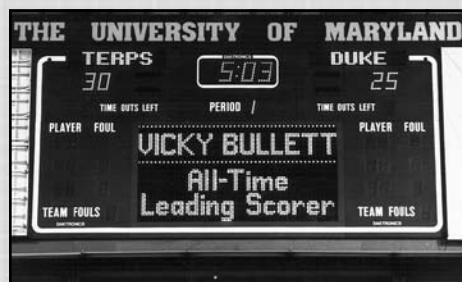
1986-87

The Terps exit the ACC Tournament in a semifinal loss to Virginia. It is only the second season in the last 10 that Maryland has failed to reach a national tournament.

1987-88

ACC CHAMPIONS NCAA ELITE EIGHT

And back come the Terps again. Not to be denied an ACC title for more than a season at a time, Maryland goes 26-6 overall and never loses in 13 home contests. The Terps take a four-game win streak into the ACC Tournament where they down Georgia Tech, Wake Forest and Virginia, and claim a No. 2 seed in the NCAA Midwest Region. Deanna Tate wins her second straight tourney MVP award as the Terrapins hold off the Cavaliers, 76-70 on **March 7** for their seventh conference crown. They run their streak to nine games with an 81-66 victory over Ohio State in the regional semifinal on **March 24**. The Terps fall to Auburn in a bid for a third Final Four, but finish 26-6 and return to national prominence.



Vicky Bullett became the all-time leading scorer in 1988.

Maryland finishes eighth in the final poll released by *USA Today*, and ninth by AP. Junior Vicky Bullett breaks Maryland's all-time scoring and rebounding marks with still a year to play, and stars for the U.S. Olympic team during August 1988. She wins a gold medal in the Summer Games while averaging 4.4 points and 3.0 rebounds in five games.

1988-89

ACC CHAMPIONS NCAA FINAL FOUR

Maryland's most successful season? Perhaps. Vicky Bullett and Deanna Tate both earn Kodak All-America honors as the Terps embark on an all-time best 29-3 record. Included in the mark was another perfect home record, 12-0, which ran Maryland's Cole Field House win streak to 27. On **March 5**, Maryland defeats Virginia 89-66 to win its 17th consecutive game, a new school record. The Terps won four more games to establish the existing school mark of 21 straight victories. The 18th win of the streak, **March 6** against NC State, secures an eighth ACC title. Bullett is named the league's player of the year as Maryland enters the NCAA West Region as the No. 1 seed. Maryland notches win 19 of the streak on **March 18** against Bowling Green with a 73-68 opening round win at Cole Field House. The streak grows to 21 with a 79-71 win over Texas on its home floor on **March 25**, earning the Terps a trip to their third Final Four. On ESPN in a national semifinal on **March 31**, Maryland watches its season and its streak wind to a close with a 77-65 loss to Tennessee.



UM's Final Four game with Tennessee was on ESPN.

1989-90

NCAA SWEET SIXTEEN

Maryland reaches its third straight NCAA Tournament with a 19-11 record. Maryland wins its first home game against George Mason on **Nov. 29** to run its record home court win streak to 28 games before falling on **Dec. 6** to defending national champ Tennessee. Dafne Lee helps the Terps to an 85-84 overtime win over Wake Forest to begin a four-game win streak heading into the ACC Tournament. In the process, she scores 39 points against the Deamon Deacons to tie the school record. On **Feb. 16**, Maryland earns a No. 6 seed in the NCAA East Region and downs Appalachian State 100-71 for its final win on **March 14** at Cole Field House.

1990-91

NCAA FIRST ROUND

Maryland wins five straight games at mid-season to help in building a 17-13 mark and earn a No. 6 seed in the NCAA Midwest Region. Maryland advances to the ACC semifinals with a 91-73 win over Georgia Tech.

1991-92

NCAA ELITE EIGHT

One of the Terps' most exciting seasons saw Maryland finish 25-6 in 1991-92, including the first No. 1 ranking in school history and a Cole Field House sellout crowd of 14,500 to watch No. 1 Maryland and No. 2 Virginia. Prior to that historic, No. 3 Maryland downs top-ranked Virginia 67-65 in Charlottesville on **Jan. 15** to mark the second time in history that the Terps had beaten a No. 1 team. The win catapults the Terps to their first-ever No. 1 ranking on **Jan. 21**, a post they would hold for four weeks. Maryland wins its first five games to defend the ranking and runs its win streak to 11 games overall to set up a Virginia rematch on **Feb. 11** at Cole Field House. The Cole sellout still is the largest ACC crowd in history and one of the largest in collegiate women's history. Maryland exits the ACC Tournament after an opening round upset by Georgia Tech, and bows to Western Kentucky in the Midwest Regional finals. The Terps end the season ranked eighth in both national polls, and Chris Weller is a consensus pick as national coach of the year.



The No. 1-ranked Terps hosted No. 2 Virginia before a sellout crowd in 1992.

1992-93

NCAA FIRST ROUND

Jessie Hicks scores 20 points to lead the Terrapins past No. 1 Tennessee, **Dec. 30** at Cole Field House. It is Maryland's third win ever against a top-ranked foe, and coupled with a **Jan. 2** victory over No. 10 Purdue, propels the Terps to a No. 3 ranking of its own. Maryland falls to Virginia, 106-103, in a memorable triple-overtime championship game of the ACC Tournament on **March 8**, but earns a No. 2 seed in the NCAA Midwest Region. The Terps are upset in an opening round game at Cole Field House, 86-82, by Southwest Missouri State. Maryland ends the campaign 22-8, and ranked 11th by the Associated Press and 18th by *USA Today*.

1993-94

The Terps finish 15-13 while ranking as high as No. 16 during the year. Maryland falls to Virginia in the ACC Tournament semifinals and gets its bubble burst when it fails to earn an NCAA bid for the first time in seven seasons.

1994-95

A promising rookie class of recruits is rated as high as fourth-best in the country, though Maryland finishes 11-18 on the season. Maryland defeats NC State 83-80 at Cole Field House for Chris Weller's 400th career victory on **Jan. 28**.

2006 NCAA CHAMPIONS EIGHT-TIME ACC CHAMPIONS

1995-96

Maryland upends No. 14 Duke at Cole Field House on **Feb. 5**, and No. 18 Clemson at Cole a week later on **Feb. 10**. The Terps finish 13-14, but again advance to the ACC semifinals.

1996-97

In her 22nd season as coach, Chris Weller readies the troops for another run at the NCAA Tournament. Maryland wins a pair of early-season tournaments and leads the nation in scoring defense through much of January. The Terps defeat No. 14 Duke 68-64 on **Jan. 12**, and drop No. 15 NC State by a 54-51 count on **Jan. 18**. The Terps defeat No. 21 Clemson on the road on **Feb. 22** to earn a No. 3 seed in the ACC Tournament, but fall in a first-round game to Duke, 60-52 in overtime. The Terrapins gain an at-large NCAA bid in the Midwest Region.

1997-98

NCAA FIRST ROUND

Facing a schedule ranked the third-strongest in the nation, Maryland leads the ACC in scoring defense and ranked 29th nationally. Maryland wins seven straight early games. Highlights include a pair of wins over Top 20 foes: No. 7 North Carolina on **Jan. 18** and later No. 9 NC State in the ACC Tournament quarterfinals. Tiffany Brown nets a then-school record seven 3-pointers in the win over North Carolina before a national TV audience on ESPN2.

1998-99

A young Terrapin squad overcomes the absence of key seniors to finish seventh in the ACC and capture its third consecutive title in the Terrapin Classic on **Dec. 29**.

1999-2000

Maryland returns to the national scene as the Terps claim a berth in the 2000 Women's National Invitational Tournament. The Terps advanced all the way to the tournament's quarterfinals before falling to finalist Florida. During the regular season, the Terps recorded a pair of upset victories over ranked teams, defeating No. 12 Duke on **Feb. 3** and No. 16 Virginia on **Feb. 24**. The win over Duke ended the Blue Devils' 20-game home ACC win streak. Tiffany Brown became Maryland's most prolific 3-point shooter, setting the career records for treys made and attempted. She also set the single-game mark with eight at Clemson on **Jan. 6**. Marché Strickland made five consecutive 3-pointers in a 65-second span against Georgia Tech on **Jan. 23**. Because of her accomplishment, Strickland garnered national media recognition.

2000-01

NCAA FIRST ROUND

The 2000-01 season marks the program's 17th national tournament appearance. The Terps tops then-No. 18 Clemson 85-73 in overtime in Cole Field House and sweeps the season series at Clemson when they are ranked 17th with a 68-62 victory. No. 22 NC State falls to the Terps 57-56 on its home court, and then suffers the 75-54 loss at Cole Field House when they are No. 17. On the doorstep of a Top 25 ranking all season, Maryland loses to Colorado State in the opening round of the NCAA Tournament after receiving its

first NCAA bid since 1997. Terp juniors Deedee Warley and Marché Strickland score their 1,000th point, Warley in the upset at Clemson and Strickland at Duke on **Feb. 15**.

2001-02

A distinctive era comes to a close in the 2001-02 season, as 27-year head coach Chris Weller (499-286, .636) says goodbye to Maryland and Cole Field House closes its doors as the home of Terrapin women's basketball. On **Feb. 21**, with a 66-54 loss to NC State, the Terrapins celebrate their 28 years of memorable moments and championship history in Cole Field House. Weller officially announces her retirement from Maryland on **March 5** after celebrating the ACC Tournament's 25th anniversary and the Terps' league-leading eight titles.



Brenda Frese took over the Maryland program in April of 2002.

2002-03

A new era begins as Maryland women's basketball moves to its new home at Comcast Center with a new mentor at the helm in Brenda Frese. The Terps will forever hold the distinction of playing the first-ever basketball game, men's or women's, at the new facility hosting Loyola on **Nov. 22**, a game which Maryland won, 80-72. Renneika Razor scores the first basket en route to the Terps victory. Maryland breaks 100 points for the first time since 1993, when they downed UMES, 102-31, on **Dec. 1**. In Maryland's 69-58 loss at Virginia on **Jan. 19**, Razor becomes the 20th Terp in school history to break the 1,000-point barrier, ending her career ranked 16th all-time amassing 1,163 points. A crowd of 5,078 are in attendance for Maryland's thrilling 74-72 win over NC State on **Feb. 1**. It was the largest crowd since 1996 when No. 9 Virginia came to town. Razor ends her career with second team All-ACC honors, the highest honor given to a Terp since 1998.

2003-04

NCAA SECOND ROUND

In what was supposed to be another rebuilding year, the Terps win the most games since the 1996-97 campaign and finish in a tie for third place in the ACC, the best showing since that same year. Maryland equals its conference win total from the previous two years, combined, earning an NCAA Tournament berth for the first time in three years. Led by a couple of high school All-Americans, Shay Doron opens the season making an NCAA record-tying 23 free throws vs. Coppin State on **Nov. 21**. She goes on to break the school's

single-season mark. A Comcast Center record 13,446 come out for the home regular-season finale vs. No. 4 Duke on **Feb. 22** which is televised on ESPN2. The record is also the second-largest crowd for a women's basketball game in ACC history. After a 62-47 win over Florida State on **March 6**, the Terps advance to the semifinals of the ACC Tournament to face the Blue Devils and fall short of the upset, 70-63, on **March 7**. The Terps are selected the 12th seed in the West Region and go on to win their first NCAA tourney game in 12 years when they upset Miami (Fla.), 86-85, on **March 21**. Three Terps earn ACC postseason honors. Doron leads the way with third team nods becoming the first rookie in school history to earn All-ACC honors. Kalika France also becomes the first freshman Terp to be named Honorable Mention All-ACC while Delvona Oliver earns the recognition for the first time in her career. Doron (first team) and Oliver (second team) are also selected to the ACC All-Tournament team. By year's end, Doron and France lead the team in scoring, the first time a pair of Terp rookies has done so.

2004-05

NCAA SECOND ROUND

The Terps earn a No. 23 preseason ranking in both the Associated Press and ESPN/USA Today Coaches polls. Boasting the fourth-best recruiting class in the nation, the Terps win the most games since 1992-93, while making its second-straight trip to the ACC semifinals and the second round of the NCAA Tournament. After opening the season at 5-1, the Terps crack the AP's top 20 on **Dec. 6**, their first top-20 ranking in 11 years. On **Jan. 9**, Maryland tops No. 5/4 North Carolina, 92-77, its first victory over a top-five team since 1992. The Terps jump to No. 15 in the AP poll after the victory. Shay Doron scores a school-record tying 39 points on **Jan. 16** at Florida State, but the Terps fall in overtime, 95-91. **Jan. 25** marks the 30th anniversary of the first-ever nationally televised women's basketball game which featured the Terps and Immaculata. On **Feb. 3** head coach Brenda Frese records her 100th-career victory with an 84-67 win over Georgia Tech. Maryland sets a Comcast Center attendance record for the second-consecutive year on **Feb. 12**, as 17,243 fans turn out for the Terps' clash vs. Duke, also setting the all-time ACC women's basketball single-game attendance mark. Crystal Langhorne scores 29 points and grabs 22 rebounds at Miami on **Feb. 17**, the first 20-rebound game in school history since 1980. Langhorne then sets a new freshman-class school record, netting 33 points in the regular-season finale on **Feb. 28**. The Terps upset No. 19 NC State on **March 5** to advance to the semifinals of the ACC Tournament for the second year in a row. Comcast Center plays host to the NCAA Tournament for the first time, as seven teams travel to College Park for the first and second rounds. Frese earns her 50th win at Maryland as the Terps advance to the second round for the second-straight year with a win over UW-Green Bay on **March 20**. Crystal Langhorne was named ACC Rookie of the Year and second team All-ACC, the highest-honored freshman in school history. Shay Doron was selected first team All-ACC, Kodak/WBCA Regional All-American and Kodak/WBCA Honorable Mention All-American. At year's end, Langhorne set the freshman-class scoring and rebounding records, while Doron set the sophomore class mark for points. The Terps ended the year ranked 24th in the nation, the first time Maryland has been ranked in the final poll in 12 years.

2006 NCAA CHAMPIONS EIGHT-TIME ACC CHAMPIONS

2005-06

NATIONAL CHAMPIONS

The Terrapins boasted a roster stacked with six former high-school All-Americans and eight Gatorade Players of the Year, however, they were considered a long shot. Ranked 14th in both the preseason Associated Press and ESPN/USA Today Coaches polls, Maryland rose to become the No. 1 team in the nation under the guidance of fourth-year head coach Brenda Frese, capturing the program's first NCAA title and posting the most wins – men's or women's – in school history (34). The Terps led the nation in 3-point shooting (.400) and rebounding margin (+11.9 rpg). Its final No. 1 ranking by the coaches was the first in school history. The milestones and records came early. In the home opener vs. Xavier on **Nov. 20**, Shay Doron became the 21st player in school history to score 1,000 points, the fastest Terrapin to reach the milestone to that point. Rated in the top 10 for the first time in over a decade, the Terps registered a convincing defeat of 2005 NCAA finalist and 10th-ranked Michigan State on **Nov. 25**. Coupled with the win and near upset of perennial powerhouse and No. 1-ranked Tennessee on **Nov. 26**, Maryland moved up to No. 6 and cruised through December with a spotless record. Winning the Terrapin Classic for the seventh time, Doron garnered Most Valuable Player honors. The Terrapins opened the ACC slate with its first of six overtime games of the season at Boston College on **Jan. 5**. The second-largest crowd in ACC history came out to Comcast Center to support the Terps vs. rival and second-ranked Duke on **Jan. 8**, but the Blue Devils snapped the Terrapins' 10-game win streak with a decisive 86-68 win. Maryland regrouped, putting together another string of eight wins, including three more overtime victories, capped by the stunning triumph and upset of top-ranked North Carolina on **Feb. 9** at Carmichael Auditorium, snapping the Tar Heel's 30-game win streak on their home court and handing them their first loss of the season. Ashleigh Newman hit one of the more memorable shots of the season, picking up a loose ball and sending the shot from just over half court to send the game into overtime. The Terps earned a No. 4 ranking and, in the 89-63 thumping of Clemson on **Feb. 23**, Crystal Langhorne became the 22nd 1,000-point scorer in school history, becoming the fastest Terp to do so (60 games), breaking Doron's record. A win over second-ranked Duke in the semifinals of the ACC Tournament on **March 4**, snapped a 14-game losing streak to the Blue Devils. It also put the Terps in the finals for the first time in 13 years. UNC, on the other hand, was also looking for revenge, defeating the Terps, 90-81, on **March 5** to claim the conference crown. In the final AP poll, Maryland was ranked No. 3 in the nation, its best final ranking in the poll since 1993. The NCAA Tournament bracket was announced on **March 13** and the Terps received their highest seeding since 1993. Tabbed the second seed in the Albuquerque Region, Maryland cruised to a victory over Sacred Heart on **March 19**, but struggled to put away an up-and-coming St. John's squad, pulling out an 84-71 win on **March 21**, advancing passed the second

round for the first time since 1992. The Terrapins faced Baylor in the Sweet Sixteen and quickly disposed of the defending champions, 82-63, on **March 25**, and earned a spot in the Elite Eight. Langhorne had her second-straight 30-point outing. Looking to punch their ticket to their first Final Four since 1989, the Terrapins were struck with a stomach virus which filtered through most of the players, staff, band members and fans. Gutting it out, a determined Terrapin squad forced their fifth overtime game of the year after Utah missed a key free throw in the final seconds. Maryland dominated in the extra five minutes winning 75-65 on **March 27**. Kristi Toliver, who had been struck with the illness the night before, netted a career-high 28 points and was voted to the all-tournament team. Langhorne was the region's Most Outstanding Player. In Boston, Maryland faced a familiar foe – the top overall No. 1 seed North Carolina and the favorite to win the championship. The Terrapins had other plans, pulling off the upset, once again, winning 81-70, on **April 4**. In their first-ever trip to the NCAA Finals, Maryland faced its recent nemesis. Trailing 13 points with less than 15 minutes remaining, the Terrapins mounted their comeback, tying the second-largest in NCAA history. Toliver hit one of the biggest shots in tournament history with seconds remaining in regulation, a three-pointer over Duke's center, to force the overtime. The Terps, believing that "Overtime is Our Time," did not have a doubt in the eventual outcome, as they hoisted the trophy on **April 4**. Laura Harper was the Final Four's Most Outstanding Player, while Toliver again earned all-tournament nods. The postseason honors were plentiful. Langhorne was the program's first All-American (AP and USBWA) since 1989, also earning first team All-ACC nods. Doron and Marissa Coleman were second team all-conference honorees, with Coleman becoming the second-straight Terrapin to win the ACC's Rookie of the Year award after a school-record tying five conference rookie of the week selections.

2006-07 NCAA SECOND ROUND

Coming off its national championship run and with all five starters returning, Maryland earned its first preseason No. 1 ranking in school history in both the AP and ESPN/Coaches polls and remained in that position for 10 weeks. For the second-consecutive year, the Terps led the nation in rebounding margin (+14.3), while also recording the best assists-per-game average in the nation (18.3). Opening the season on the road and challenged by a talented Middle Tennessee State squad who was looking for an upset, the season began with an 80-76 victory on **Nov. 10**. From there, the Terps won their next 17 games, setting a new school record for best start to a season (18-0). It also extended its overall win streak to 24 games, dating back to the first round of the 2006 NCAA Tournament, also a new school record. In the midst of that streak, the Terps reached the 100-point pla-

teau four times, including a 110-79 victory on **Nov. 25** to win the Junkanoo Jam. The home opener against George Mason on **Nov. 12** proved to be one of the highlights of the season as the national championship banner is unveiled. In the 105-44 thrashing of UC-Santa Barbara on **Dec. 2**, Marissa Coleman posted the first triple-double in school history, also becoming the 11th player in the ACC to accomplish that feat. The ACC opener against NC State on **Jan. 3** is win number 20, the third-straight 20-win season. Their 111-53 win at Miami on **Jan. 10** was the most points the Terps had scored in a conference game since 1980 and was also the largest margin of victory in an ACC game ever. During the year, two three-point shooting records go down. In the **Dec. 29** win over UNC Greensboro in the Terrapin Classic, Maryland's 12 threes is a new school record. Ashleigh Newman's 6-for-7 performance from three-point range against the Hurricanes is a new field goal percentage record (.857) which has stood since 1989, but it was quickly broken four games later on **Jan. 25** at Clemson when Kristi Toliver was perfect on six tries. The Terrapins stun a national television audience on CBS, routing No. 19 Michigan State by 40 points on **Jan. 6**. The win over the Spartans also marks the first time the Terps have swept the non-conference regular season schedule. On **Jan. 28**, the first sell out in Comcast Center and the first since 1992 sets a new single-game ACC record. The record is matched on Senior Night on **Feb. 18**. Maryland advances to the ACC Tournament semifinals on **March 3** for the fourth-consecutive year. Earning a No. 2 seed in the Dayton Regional, the Terps defeated Harvard in the first round on the NCAA Tournament on **March 18**, advancing to the second round for the fourth-straight year, before bowing out by a vengeful Mississippi squad on **March 20**. With help from the fans, Maryland sets a new school attendance record as more than 150,000 people attend home games. The Terps are ranked sixth in average home attendance (9,533), making the largest single-season improvement in the NCAA in 2006-07. Their overall attendance of 241,280 at all games is the fourth-best in the nation. All five starters are named preseason candidates for the Naismith Award, while four are selected nominees for the Wade Trophy, a record for both awards. Three Terps are named to the All-ACC team, with Crystal Langhorne earning first team honors for the second time, only the third Terp to do so. Marissa Coleman is a second team honoree for the second time, as well, while Kristi Toliver is selected to the third team. Langhorne is the first Terrapin to be named an All-American by the WBCA, and is selected by the AP and USBWA for the second-straight year, the first multiple All-American in school history. Shay Doron leaves College Park ranked second on the all-time scoring list, while leaving her mark all over the record books. Maryland ends the season ranked 14th in the ESPN/USA Today Coaches Poll and sixth in the AP rankings.

COLE FIELD HOUSE

One of college basketball's finest venues, Cole Field House retired as the home of the Maryland Terrapin basketball teams in 2002.

When college basketball was achieving its most explosive growth - from the late 1950's to the late 1970's - there was one college gymnasium on the East Coast that sat as many as 12,000 fans. Cole Field House epitomized the new big time, main event status of college hoops, the sport of network TV and emerging legends. Despite facing cosmetic renewal, Cole's charisma was never tampered with. There was not a bad seat on December 2, 1955, when it was dedicated in the men's game against Virginia, and was equalling as thunderous when it closed its doors as the men's team defeated Virginia on March 3, 2002. Cole was also the place where a capacity crowd witness the No. 1 Maryland women's basketball team host No. 2 Virginia on Feb. 12, 1992, then an ACC record. That attendance mark stood for 12 years until the Terps broke that record in 2005 at Comcast Center. Cole Field House will always be home to countless memories, buzzer beaters and a thousand slam dunks.

Many great women's basketball teams and great players have played at Cole Field House. It ranks among the top 50 all-time Best Women's Basketball Home Courts, as the Terps compiled a 288-95 mark (75.2 percent) from 1973-2002, which ranks among the top 50 overall.

Cole was dedicated as the Student Activities Center, a \$3.3 million project that was erected under the tutelage of Board of Regents Chair, Judge William P. Cole, Jr., and President Wilson Elkins. A year after the dedication, the building was named in honor of Cole, who served the Board of Regents for 25 years.

Although Cole has remained the same basketball hall it was built to be, there were refinements. Additions were made such as an increase in seating capacity to 14,500, scoreboards that not only told the fan what the score was, but also how loud they were cheering, and a new floor design.

As championships were awarded over the years, Cole got some of the very best. The 1966 and 1970 men's basketball Final Four were held there. In 1990, the first and second rounds of the eastern regionals were in Cole Field House. The NCAA wrestling championships were held at Cole in 1960, 1972, 1978, 1987, and 1990, and the NCAA women's volleyball championship took place there in 1990. Cole Field House also served as the home to most of the athletic department offices.

MARYLAND'S COLE FIELD HOUSE RECORDS

Points:	39	Kris Kirchner vs. LaSalle, 2-14-80
Field Goals:	16	Kris Kirchner vs. LaSalle, 2-14-80
	16	Branka Bogunovic vs. W. Michigan, 12-2-98
3-Pt. FG:	7	Tiffany Brown (7-11) vs. UNC, 1-18-98
3-Pt. FGA:	13	Monica Bennett (4-13) vs. Virginia, 3-8-93
FT:	14	Kim Bretz (14-14) vs. Fla. St., 1-30-97
FTA:	18	Jessie Hicks (10-18) vs. Iowa, 12-6-92
Rebounds:	23	Debbie Jones vs. Howard, 12-11-77
Assists:	18	Tiffany Brown vs. Morgan St., 2-3-99
Blocks:	8	Krystal Kimrey vs. James Madison, 12-1-76
Steals:	9	Debbie Lytle vs. Old Dominion, 1-4-81

HOME OF MARYLAND WOMEN'S BASKETBALL (1975-2002)



No. 1 ranked Maryland drew an ACC record 14,500 to its game against No. 2 Virginia on Feb. 12, 1992.

ALL-TIME TOP ACC ATTENDANCE

17,950 - Duke at Maryland
Comcast Center, College Park, Md.
February 18, 2007

17,950 - North Carolina at Maryland
Comcast Center, College Park, Md.
January 28, 2007

17,243 - Duke at Maryland
Comcast Center, College Park, Md.
February 13, 2005

16,097 - Duke at Maryland
Comcast Center, College Park, Md.
February 8, 2006

14,500 - Virginia at Maryland
Cole Field House, College Park, Md.
February 12, 1992

13,446 - Duke at Maryland
Comcast Center, College Park, Md.
February 22, 2004

11,520 - Virginia at NC State
Reynolds Coliseum, Raleigh, NC
January 12, 1991

11,174 - North Carolina at Virginia
University Hall, Charlottesville, Va.
Feb. 5, 1986

11,118 - Virginia at Maryland
Comcast Center, College Park, Md.
January 19, 2007

10,562 - Wake Forest at Maryland
Comcast Center, College Park, Md.
January 21, 2007

10,114 - Boston College at Maryland
Comcast Center, College Park, Md.
February 4, 2007

NCAA GAMES AT COLE FIELD HOUSE

1981-82

First Round
Maryland 82, Stanford 48

1982-83

Second Round
Maryland 94, Central Michigan 71

1987-88

Second Round
Maryland 78, St. Joseph's 67

1988-89

Second Round
Maryland 73, Bowling Green 68

1989-90

First Round
Maryland 100, Appalachian St. 71

1991-92

Second Round
Maryland 73, Toledo 60

1992-93

Second Round
SW Missouri St. 86, Maryland 82

MARYLAND IN NCAA TOURNAMENT

Games at Cole Field House: 6-1
Games at Comcast Center: 1-1

COMCAST CENTER

Maryland's home for Terrapins Athletics was completed in the fall of 2002 and has provided four seasons of topped attendance records and memories on the hardwood. Comcast Center provides a seating capacity of 17,950 fans for basketball games and serves as the campus site for university special events and select community events.

Comcast Center houses the university's athletics administration offices and includes a 7,000-square-foot Academic Support Center, providing an enhanced study atmosphere for the school's approximate 700 student-athletes on 27 teams. An additional 1,500-seat gymnasium serves as home to the Terps' volleyball, gymnastics and wrestling teams, and Nextel Heritage Hall multi-purpose room is equipped to host banquets, press conferences, meetings and serve as a pre-game restaurant suite overlooking the competition arena.

Comcast Center is an excellent place for alumni and fans to enjoy their favorite sports and share in their common Terrapin spirit. Visitors can learn about the men and women who have forged the Maryland Athletics program among the nation's elite as they stroll through the Terrapin Walk of Fame and History. The Terrapin Team Store, located just off the soaring three-level atrium lobby, allows visitors to outfit their pride. Maryland has once again reclaimed the status of having the best student activities center and basketball arena in the country.



COMCAST QUICK FACTS

Capacity	17,950	Luxury Suites	20
Total Square Feet	440,000	Building Site	On Campus
On-Site Parking*	6,000	Heritage Hall	Capacity 400
Seats for the Disabled	170	Auxiliary Competition & Practice Venue	Capacity 1,500
Restrooms	37	Terps Merchandise Store	Open 10-6, Mon.-Sat. and Gamedays
Concession Stands	12		

MARYLAND'S COMCAST CENTER RECORDS

POINTS

1.	37	Shay Doron vs. North Carolina, 1/9/05
2.	33	Crystal Langhorne vs. Northern Colorado, 2/28/05
3.	37	Renneika Razor vs. Virginia Tech, 12/11/02
4.	30	Crystal Langhorne vs. Mount St. Mary's, 12/4/05
5.	28	Crystal Langhorne Michigan State, 1/6/07
6.	27	Laura Harper vs. TCU, 11/17/06
7.	26	Shay Doron vs. UW-Green Bay, 3/20/05
	26	Shay Doron vs. Marshall, 12/30/04
	26	Crystal Langhorne vs. Massachusetts, 12/29/04

FIELD GOALS

1.	14	Crystal Langhorne vs. Mount St. Mary's, 12/4/05
2.	13	Crystal Langhorne vs. Michigan State, 1/6/07
	13	Crystal Langhorne vs. Northern Colorado, 2/28/05
4.	12	Laura Harper vs. TCU, 11/17/06
4.	11	Crystal Langhorne vs. North Carolina, 1/9/05
	11	Delvona Oliver vs. Clemson, 1/9/03

FIELD GOALS ATTEMPTED

1.	21	Renneika Razor vs. Clemson, 1/9/03
	21	Renneika Razor vs. Virginia Tech, 12/11/02
3.	19	Crystal Langhorne vs. Northern Colorado, 2/28/05
	19	Shay Doron vs. Duke, 2/13/05

3PT FIELD GOALS

1.	6	Chrissy Fisher vs. North Carolina, 1/27/03
2.	5	Alli Spence vs. Penn State, 12/3/03
	5	Marissa Coleman vs. Clemson, 2/3/06
3.	4	10 times (last time, Kristi Toliver vs. Michigan State, 1/6/07)

3PT FIELD GOALS

ATTEMPTED

1.	12	Terri Daniels vs. NC State, 1/2/03
2.	10	Kristi Toliver vs. Duke, 2/18/07
	10	Christie Marrone vs. George Mason, 11/12/06
	10	Alli Spence vs. Penn State, 12/3/05
	10	Shay Doron vs. Massachusetts, 12/29/04

FREE THROWS MADE

1.	23	Shay Doron vs. Coppin State, 11/21/03
2.	20	Shay Doron vs. North Carolina, 1/9/05
3.	12	Shay Doron vs. Virginia, 2/5/06
4.	11	Renneika Razor vs. Virginia, 2/20/03

FREE THROWS

ATTEMPTED

1.	27	Shay Doron vs. Coppin State, 11/21/03
2.	22	Shay Doron vs. North Carolina, 1/9/05
3.	18	Crystal Langhorne vs. Marshall, 12/30/04

REBOUNDS

1.	19	Crystal Langhorne vs. Florida State, 1/16/06
	19	Crystal Langhorne vs. NC State, 1/23/05
3.	17	Crystal Langhorne vs. Virginia, 1/20/05
4.	16	Jade Perry vs. Appalachian State, 12/1/05
	16	Crystal Langhorne vs. Virginia Tech, 2/24/05

ASSISTS

1.	14	Anesia Smith vs. Marshall, 12/30/04
2.	13	Shay Doron vs. Arizona, 12/11/05
3.	12	Marissa Coleman vs. Siena, 12/4/07
4.	11	Kristi Toliver vs. Appalachian State, 12/1/05
	11	Anesia Smith vs. Northern Colorado, 2/28/05
	11	Anesia Smith vs. Georgia Tech, 2/3/05
	11	Anesia Smith vs. NC State, 1/23/05
	11	Anesia Smith vs. North Carolina, 1/9/05

STEALS

1.	8	Renneika Razor vs. Florida State, 1916/03
2.	7	Shay Doron vs. Monmouth, 12/12/05
	7	Renneika Razor vs. Georgia Tech, 1/5/03


BLOCKS

1.	5	Laura Harper vs. Virginia, 1/19/07
2.	4	Laura Harper vs. Georgia Tech, 1/26/06
	4	Laura Harper vs. Furman, 12/30/05
	4	Marissa Coleman vs. Furman, 12/30/05
	4	Laura Harper vs. Arizona, 12/11/05
	4	Delvona Oliver vs. Georgia Tech, 1/5/03

ALL-AMERICANS

DEBBIE LYTLE

**A.W.S.I. ALL-AMERICAN
1982**



33

**5-10, GUARD
PHILADELPHIA, PA.
LETTERED: 1980-81-82-83**



WELLER ON LYTLE

"Debbie was one of the greatest athletes I've ever seen or coached. She could have been a point guard on a men's college team."

A versatile guard, Lytle remains at or near the top of several Maryland offensive records ... one of only 22 Terps to achieve the 1,000 point plateau, finishing with 1,189 points ... holds the Maryland record for most steals in her career (315) and in a single game (9, twice) ... also tops the Maryland all-time list for most assists in her career (583) ... averaged six assists per game during the NCAA Tournament, a team record ... member of the 1981 Kodak All-Region team and E.A.I.A.W. All-Region team ... member of the 1980 All-ACC Tournament Team ... a leader of the 1982 Final Four team, she was named to the NCAA West Regional All-Tournament team that season ... tallied 53 points, 32 rebounds and 32 assists during the Terps' first Final Four run ... also saw significant time at the small forward position.


JASMINA PERAZIC

**WBCA ALL-AMERICAN
1983**



4

**6-1, GUARD-FOWARD
NOVISAD, YUGOSLAVIA
LETTERED: 1980-81-82-83**



WELLER ON PERAZIC

"Jas is a savvy person on and off the court. She had the ability to score in any situation and she has demonstrated that superiority at all levels of play - collegiate and international."

One of the leaders of the 1982 Final Four team, Perazic led the team in scoring that year with 441 points and a .565 shooting percentage ... co-MVP of the 1983 ACC Tournament, in which the Terps defeated NC State, 84-81, to take the title ... also named to the All-ACC Tournament team in 1982 ... ranks tenth on the Terps' all-time scoring list, pouring in 1,393 points during her career ... her .860 free throw percentage for the 1981-82 season stood at the Maryland standard for 14 years ... named to the All-West Regional Team during the 1982 NCAA Tournament ... participated in the 1980 Olympic Games in Moscow with Yugoslavia ... played in the inaugural campaign of the WNBA as a member of the 1997 New York Liberty.


VICKY BULLETT

**WBCA, USBWA
ALL-AMERICAN • 1989**



23

**6-3, FOWARD-CENTER
MARTINSBURG, W.VA.
LETTERED: 1986-87-88-89**



WELLER ON BULLETT

"Those that saw Vicky play recognize her outstanding skill and athleticism. Those that work and play with Vicky know these are only a small part of what makes her special."

Named the 1989 ACC Player of the Year, Bullett led the Terps to their second NCAA Final Four while also playing her way to the top of many of Maryland's record lists ... is the all-time leading scorer in Maryland history with 1,928 points, nearly 250 points ahead of the next-closest Terp ... that total was helped by a record 686 points in her senior campaign of 1988-89, one of only four players in school history to score 600 points in a season ... was the first player in school history to register two 500-point seasons ... scored 30 or more points on seven occasions, with her highest total coming at Penn State on January 14, 1987, when she tallied 36 ... also tops the Maryland all-time list with 968 career rebounds ... first team All-ACC in 1988, in addition to her 1989 MVP campaign ... took home the MVP of the 1989 ACC Tournament, which the Terps captured with a 73-57 victory over NC State ... also named to the All-ACC Tournament team in her freshman year of 1986 ... named to the All-Mideast Region team of the 1988 NCAA Tournament and the All-West Region team in 1989 ... Kodak Regional All-American in 1988 ... gold medalist with the 1988 U.S. Olympic team in Seoul, Korea ... played six seasons in the WNBA with the Charlotte Sting (1997-99) and Washington Mystics (2000-02), scoring 2018 total points with an average of 10.8 ppg.

**DEANNA
TATE****WBCA ALL-AMERICAN
1989****12****5-8, GUARD
GASTONIA, N.C.
LETTERED: 1986-88-89****WELLER ON TATE**

"Deanna is the quickest playing and thinking player I've ever coached. Her high energy personality ignites enthusiasm in those around her, on and off the court."

A two-time MVP of the ACC Tournament (1986, 1988), Tate dominated the 1989 NCAA Tournament while helping the Terps reach their second NCAA Final Four ... the only Terp named to the 1989 All-Final Four team ... also named the MVP of the 1989 NCAA Tournament West Region ... left as the fifth-leading scorer in Terrapin history despite only playing three seasons (1,541 points) ... second on the all-time list for scoring average with 16.5 ppg ... ranks third all-time with her 500 career assists ... her 1988-89 season was the most prolific for any Maryland thief in the history of the program, when she recorded 126 steals (31 more than the next closest season total) ... first team All-ACC selection in 1989 ... named to the All-ACC Tournament team in 1989 ... a member of the U.S. Select team in 1988 ... played one season in the ABL, 1997-98, with the New England Blizzard and Chicago Condors.

**CRYSTAL
LANGHORNE****AP, USBWA ALL-AMERICAN • 2006, 2007
WBCA ALL-AMERICAN • 2007****1****6-2, CENTER/FORWARD
WILLINGBORO, N.J.
LETTERED: 2005-06-07****FRESE ON LANGHORNE**

"Crystal is a true competitor in every sense of the word. Her willingness to continue to improve is what makes Crystal a great player. She is a special individual, not only on the court, but off the court, as well."

Made an immediate impact when she arrived on campus, leading the Terrapins to the program's first NCAA crown and first Final Four in 17 years in 2006 ... the first Terp All-American since 1989 and the first multiple All-American in school history ... enters her senior year ranked third all-time in scoring and third in rebounding ... led the NCAA in field goal shooting in back-to-back seasons, breaking the ACC record as a junior (70.7 percent) ... 22nd player in school history to score 1,000 points, reaching the plateau faster than anyone in school history (64 games) ... only player in school history to score 500 points in three seasons ... one of four to score 600 points in a season ... one of 14 players to have 1,000 points and 500 rebounds in a career ... has peppered her name all over Maryland's career, season, game and class records ... finalist for the Wooden Award twice and finalist for the WBCA's Wade Trophy and Naismith Award in 2007 ... 2005 ACC Rookie of the Year, garnering rookie of the weeks honors a school-record five times, and was the highest-honored freshman Terrapin in school history, earning second team all-conference honors ... twice selected first team All-ACC, one of only three players to achieve that feat ... earned a spot on the All-ACC Tournament team three times ... also voted the NCAA Albuquerque Region Most Valuable Player ... preseason candidate for the Wooden, Wade Trophy and Naismith Awards multiple times ... an ESPN The Magazine/CoSIDA Academic All-American.

2006 NCAA CHAMPIONS EIGHT-TIME ACC CHAMPIONS

TERPS OF DISTINCTION

NATIONAL HONORS

AP ALL-AMERICAN

Crystal Langhorne 2006, 2007

USBWA ALL-AMERICAN

Crystal Langhorne 2006, 2007

Vicky Bullett 1989

WBCA ALL-AMERICAN

Crystal Langhorne 2007

Vicky Bullett 1989

Deanna Tate 1989

Jasmina Perazic 1983

WBCA ALL-REGION

Crystal Langhorne 2006, 2007

Shay Doron 2005

Malissa Boles 1992

Jessie Hicks 1992, 1993

Christy Winters 1990

Vicky Bullett 1988, 1989

Deanna Tate 1989

Debbie Lytle 1981

Myra Waters 1981

Tara Heiss 1978

WBCA ALL-DISTRICT

Marcia Richardson 1984

Jasmina Perazic 1983

A.W.S.I. ALL-AMERICAN

Debbie Lytle 1982

E.A.I.A.W. ALL-REGION

Debbie Lytle 1981

Myra Waters 1980, 1981

Kris Kirchner 1979

USBWA COACH OF THE YEAR

Chris Weller 1992

NCAA HONORS

FINAL FOUR MOST OUTSTANDING PLAYER

Laura Harper 2006

ALL-FINAL FOUR TEAM

Laura Harper 2006

Kristi Toliver 2006

Deanna Tate 1989

REGION MOST OUTSTANDING PLAYER

Crystal Langhorne 2006 (Albuquerque)

Deanna Tate 1989 (West)

ALL-REGION TEAM

Crystal Langhorne 2006 (Albuquerque)

Kristi Toliver 2006 (Albuquerque)

Jessie Hicks 1992 (Mid East)

Vicky Bullett 1989 (West)

Carla Holmes 1989 (West)

Deanna Tate 1989 (West)

Lisa Brown 1988 (Mid East)

Vicky Bullett 1988 (Mid East)

Debbie Lytle 1982 (West)

Jasmina Perazic 1982 (West)

ACC HONORS

PLAYER OF THE YEAR

Vicky Bullett 1989

COACH OF THE YEAR

Chris Weller 1989, 1992

ROOKIE OF THE YEAR

Marissa Coleman 2006

Crystal Langhorne 2005

Bonnie Rimkus 1991

Carla Holmes 1988

Beth Hunt 1987

FIRST TEAM ALL-ACC

Crystal Langhorne 2006, 2007

Shay Doron 2005

Bonnie Rimkus 1994

Jessie Hicks 1992, 1993

Christy Winters 1990

Deanna Tate 1989

Lisa Brown 1989

Vicky Bullett 1988, 1989

Marcia Richardson 1984

SECOND TEAM ALL-ACC

Shay Doron 2006

Marissa Coleman 2006, 2007

Crystal Langhorne 2005

Renneika Razor 2003

Kalisa Davis 1998

Michele Andrew 1994

Malissa Boles 1990

Vicky Bullett 1987

Carolyn Dehn-Duhr 1986

Boe Pearman 1984

THIRD TEAM ALL-ACC

Kristi Toliver 2007

Shay Doron 2004

Deedee Warley 2001

Marché Strickland 2000, 2002

Tiffany Brown 2000

HONORABLE MENTION ALL-ACC

Kalika France 2004

Delvona Oliver 2004

Renneika Razor 2001

Marché Strickland 2001

Deedee Warley 2000, 2002

Branka Bogunovic 1999

Kelley Gibson 1999

Sonia Chase 1996, 1997

Stephanie Cross 1996

ALL-ACC ROOKIE TEAM

Marissa Coleman 2006

Kristi Toliver 2006

Crystal Langhorne 2005

Shay Doron 2004

Kalika France 2004

Chrissy Fisher 2003

Anesia Smith 2002

Kiki Wimbush 2001

Deedee Warley 1999

Tiffany Brown 1997

Kelley Gibson 1996

Stephanie Cross 1995

Lillian Purvis 1994

ACC TOURNAMENT HONORS

TOURNAMENT MVP'S

Vicky Bullett 1989

Deanna Tate 1986, 1988

Jasmina Perazic 1983 (Co-MVP)

Marcia Richardson 1982 (Co-MVP)

Kris Kirchner 1979

Tara Heiss 1978

ALL-ACC TOURNAMENT TEAM (ONE TEAM PRIOR TO 1993)

Carla Holmes 1989

Christy Winters 1988, 1990

Edna Campbell 1987

Vicky Bullett 1986, 1989

Deanna Tate 1986, 1988, 1989

Chequita Wood 1986

Lea Hakala 1983

Boe Pearman 1982

Jasmina Perazic 1982, 1983

Marcia Richardson 1982

Debbie Lytle 1980

Myra Waters 1980

Betsy Bailey 1979

Kris Kirchner 1979

Tara Heiss 1978

Debbie Stewart 1978, 1979

FIRST TEAM ALL-ACC TOURNAMENT TEAM

Marissa Coleman 2006

Crystal Langhorne 2005

Shay Doron 2004

Jessie Hicks 1993

SECOND TEAM ALL-ACC TOURNAMENT TEAM

Marissa Coleman 2007

Crystal Langhorne 2007

Jade Perry 2006

Delvona Oliver 2004

Deedee Warley 2001

Sonia Chase 1998, 1996

Monica Bennett 1993

Katrina Colleton 1993



Laura Harper

2006 NCAA CHAMPIONS

EIGHT-TIME ACC CHAMPIONS

INTERNATIONAL HONORS

U.S. OLYMPIC TEAM

Vicky Bullett	1988, 1992
Tara Heiss	1980
Kris Kirchner	1980

FINNISH OLYMPIC TEAM

Lea Hakala	1984
------------	------

YUGOSLAVIAN OLYMPIC TEAM

Jasmina Perazic	1984
-----------------	------

U.S. PAN AM TEAM

Marissa Coleman	2007
Tara Heiss	1979
Kris Kirchner	1979

UNITED STATES SELECT TEAM

Malissa Boles	1992
Katrina Colleton	1992, 1994
Deanna Tate	1988
Vicky Bullett	1986
Marcia Richardson	1982
Debbie Jones	1982
Jane Zivalich	1977
Chris Weller, Coach	1992, 1994

UNITED STATES

JUNIOR NATIONAL TEAM

Crystal Langhorne (U19, U21)	2005, 2007
Marissa Coleman (U19)	2004, 2005
Laura Harper (U19, U21)	2004, 2007
Katrina Colleton	1991
Jessie Hicks	1991
Dafne Lee	1990
Carla Holmes	1989
Edna Campbell	1987
Marcia Richardson	1981
Myra Waters	1978
Betsey Bailey	1977
Kris Kirchner	1977

ENGLISH JUNIOR NATIONAL TEAM

Arek Deng	2001
-----------	------

OLYMPIC/NATIONAL SPORTS FESTIVAL

Sonia Chase	1995
Kwana Williams	1994
Lena Patterson	1993
Katrina Colleton	1991
Jessie Hicks	1990, 1991
Dafne Lee	1990
Estelle Christy	1989
Terri Bradley	1987
Edna Campbell	1985, 1986
Carolin Dehn-Duhr	1985, 1986
Beth Hunt	1985, 1986
Deanna Tate	1986
Debbie Lytle	1979
Myra Waters	1978



Crystal Langhorne was named the MVP at the 2005 FIBA U19 World Championship in Tunis, Tunisia.



Crystal Langhorne (left) and Marissa Coleman (right) are presented with plaques commemorating their making the 2005 US Junior National Team by Athletics Director Deborah Yow.



Crystal Langhorne (left) and Laura Harper (right) won gold medals at the 2007 FIBA U21 World Championship in Russia.

WORLD UNIVERSITY GAMES

Katrina Colleton	1993
Tara Heiss	1979

EUROPEAN GAMES

Michele Andrew	1992
Limor Mizrahi	1992
Zaga Pocekovich	1985
Zorana Radovic	1985
Jasmina Perazic	1981, 1982

MACCABI GAMES

Shay Doron	2005
Julie Silverberg	1981

FINNISH NATIONAL TEAM


Michele Andrew	1992
Kaisa Maine	1985, 1986, 1990
Lea Hakala	1984

ISRAELI NATIONAL TEAM

Shay Doron	2005
Limor Mizrahi	1992
Aluma Goren	1991

ATHLETES IN ACTION

Krystal Kimrey	1978, 1979
----------------	------------



Shay Doron guided the USA to a gold medal at the 2005 Maccabi Games and was named the Maccabi MVP.

2006 NCAA CHAMPIONS EIGHT-TIME ACC CHAMPIONS

TERPS IN THE PROS

VICKY BULLETT
CHARLOTTE STING
(1997-99)
WASHINGTON MYSTICS
(2000-02)



Yr.	GP/GS	FG%	FT%	Reb./Avg.	Asst.	Pts./Avg.
97	28/28	.448	.775	178/6.4	65	359/12.8
98	30/30	.441	.826	194/6.5	46	399/13.3
99	32/32	.486	.773	219/6.8	50	369/11.5
00	32/32	.486	.714	183/5.7	52	342/10.7
01	32/32	.392	.729	231/7.2	41	278/8.7
02	32/32	.462	.829	186/5.8	53	271/8.5
Tot.	186/186	.452	.776	1191/6.4	297	2018/10.8

SONIA CHASE
CHARLOTTE STING
(1998-99)



Yr.	GP/GS	FG%	FT%	Reb./Avg.	Asst.	Pts./Avg.
98	23/0	.500	1.00	14/0.6	13	34/1.5
99	13/0	.188	1.00	5/0.4	5	11/0.8
Tot.	36/0	.386	1.00	19/0.5	18	45/1.3

KATRINA COLLETON
LOS ANGELES SPARKS
(1997-98)
MIAMI SOL
(2000-01)



Yr.	GP/GS	FG%	FT%	Reb./Avg.	Asst.	Pts./Avg.
97	28/14	.437	.567	60/2.1	45	136/4.9
98	30/14	.303	.833	51/1.7	47	80/2.7
00	32/32	.362	.757	63/2.0	50	264/8.3
01	14/0	.256	.600	7/0.5	7	26/1.9
Tot.	104/60	.355	.711	181/1.7	149	506/4.9

SHAY DORON
NEW YORK LIBERTY
(2007)



Yr.	GP/GS	FG%	FT%	Reb./Avg.	Asst.	Pts./Avg.
07	7/2	.364	.500	3/0.4	0	10/1.4

KELLEY GIBSON
HOUSTON COMETS
(2000-03)



Yr.	GP/GS	FG%	FT%	Reb./Avg.	Asst.	Pts./Avg.
00	17/0	.368	.875	12/0.7	2	24/1.4
01	28/6	.228	.682	29/1.0	13	44/1.6
02	29/2	.382	.667	20/0.7	14	60/2.1
03	26/0	.333	.000	16/0.6	8	38/1.5
Tot.	100/8	.318	.722	77/0.8	37	166/3.0

JESSIE HICKS
UTAH STARZZ
(1997-98)
ORLANDO MIRACLE
(2000-02)
CONNECTICUT SUN
(2003)
SAN ANTONIO
SILVER STARS (2004)



Yr.	GP/GS	FG%	FT%	Reb./Avg.	Asst.	Pts./Avg.
97	26/0	.463	.563	36/1.4	10	83/3.2
00	26/1	.435	.621	26/1.0	4	38/1.5
01	32/5	.389	.652	92/2.9	22	169/5.3
02	31/6	.477	.698	102/3.3	23	190/6.1
03	27/0	.463	.960	48/1.5	6	98/3.6
04	27/10	.468	.605	57/2.1	18	127/4.7
Tot.	169/122	.447	.679	361/2.1	83	705/4.2

JASMINA PERAZIC
NEW YORK LIBERTY
(1997)



Yr.	GP/GS	FG%	FT%	Reb./Avg.	Asst.	Pts./Avg.
97	9/0	.385	.000	13/1.2	5	10/1.1

COACHES

SUE PANEK



CHARLOTTE STING
ASSISTANT COACH
(1997-00)

BOE PEARMAN



NEW ENGLAND BLIZZARD
(ABL)
ASSISTANT COACH
(1997-98)
ASSOCIATE COACH
(1998)

2006 NCAA CHAMPIONS

EIGHT-TIME ACC CHAMPIONS

TEAM CAPSULES

1977-78

27-4 OVERALL • 5-1 ACC
FINAL RANK: 6TH AP
ACC CHAMPIONS
AIAW FINALS



TEAM ROSTER

No.	Name	Yr.	Pos.	Ht.	Hometown/High School
3	Betsy Bailey	Fr.	G	5-9	Vienna, Va./George Marshall
10	Jane Zivalich	Jr.	F	5-9	Boca Raton, Fla./Franklin (La.)
11	Lisa Schlesinger	Jr.	G	5-3	Kensington, Md./Walter Johnson
12	Lisa Abood	Jr.	G	6-6	Bethesda, Md./Bethesda-C. Chase
13	Debbie Jones	Sr.	F	5-11	Sharpsville, Pa.
21	Jane Connolly	So.	G	5-8	Hyattsville, Md.
22	Mary Briesse	Sr.	F	5-10	Silver Spring, Md./Aca. of Holy Names
24	Doreen Lefeged	Jr.	G	5-7	Potomac, Md.
31	Krystal Kimrey	So.	C	6-5	Albermarle, N.C./North Stanely
33	Debbie Stewart	Jr.	F	6-1	Annapdale, Va./Oakton
41	Gail Hook	Fr.	F	6-1	Rockville, Md./Rockville
44	Tara Heiss	Sr.	G	5-6	Bethesda, Md./Walter Johnson
53	Kris Kirchner	Fr.	C	6-3	New Providence, N.J./Union Cath.

Head Coach: Chris Weller

Assistant Coaches: Monica Merkel, Martha Hastings

SEASON STATISTICS

Name	GP/GS	FG%	FT%	Reb/Avg.	Ass.	Pts/Avg.
Tara Heiss	31/31	.546	.712	652/1	249	443/14.3
Kris Kirchner	30/25	.509	.631	316/10.5	16	405/13.5
Betsy Bailey	29/29	.533	.840	822/8	68	369/12.7
Jane Zivalich	29/28	.550	.800	158/5.4	70	362/12.4
Debbie Stewart	31/16	.521	.639	207/6.7	14	313/10.1
Debbie Jones	30/20	.454	.569	228/7.6	39	221/7.4
Mary Briesse	30/3	.432	.631	98/3.3	34	184/6.1
Jane Connolly	19/0	.495	.750	27/1.4	22	106/5.5
Gail Hook	13/0	.571	1.000	48/3.7	2	60/4.6
Doreen Lefeged	27/3	.471	.682	60/2.2	31	111/4.1
Lisa Schlesinger	20/0	.533	.444	130/7	40	68/3.4
Krystal Kimrey	24/0	.404	.391	99/4.1	5	85/2.9
Lisa Abood	18/0	.409	.739	30/1.7	23	53/2.9
Maryland Totals	31	.507	.674	1539/49.6	613	2780/89.6
Opponent Totals	31	.398	.658	1199/38.7	339	2121/68.4

ACC TOURNAMENT

Quarterfinals - defeated Duke, 103-39

Semifinals - defeated Clemson, 98-76

Championship - defeated NC State, 69-82

AIAW TOURNAMENT

EIAW First Round - defeated Pennsylvania, 110-44

EIAW Quarterfinals - defeated Rutgers, 99-85

EIAW Semifinals - defeated Immaculate, 80-79

EIAW Championship - lost to Montclair, 91-74

AIAW First Round - defeated Tennessee, 75-69

AIAW Quarterfinals - defeated Southern Connecticut, 93-53

AIAW Semifinals - defeated Wayland Baptist, 90-85

AIAW Championship - lost to UCLA, 90-74

1978-79

22-7 OVERALL • 6-1 ACC
FINAL RANK: 8TH AP
ACC CHAMPIONS
AIAW ELITE EIGHT



TEAM ROSTER

No.	Name	Yr.	Pos.	Ht.	Hometown/High School
3	Betsy Bailey	So.	G	5-9	Vienna, Va./George Marshall
10	Jane Zivalich	Sr.	F	5-9	Boca Raton, Fla./Franklin (La.)
11	Lisa Schlesinger	Sr.	G	5-3	Kensington, Md./Walter Johnson
12	Lisa Abood	Sr.	G	6-6	Bethesda, Md./Bethesda-C. Chase
14	Myra Waters	Fr.	G/F	5-10	Toledo, Ohio/Libbey
22	Lynn Callander	Fr.	G	5-6	Columbus, Ohio/Walnut Ridge
24	Lydia McAliley	Fr.	F/C	6-1	Philadelphia, Pa./Olney
30	Pam Reeves	So.	F	5-10	South Belmar, N.J./Asbury Park
31	Krystal Kimrey	Jr.	C	6-5	Albermarle, N.C./North Stanely
33	Debbie Stewart	Sr.	F	6-1	Annapdale, Va./Oakton
41	Gail Hook	So.	F	6-1	Rockville, Md./Rockville
53	Kris Kirchner	So.	C	6-3	New Providence, N.J./Union Cath.

Head Coach: Chris Weller

Assistant Coaches: Monica Merkel, Martha Hastings

SEASON STATISTICS

Name	GP/GS	FG%	FT%	Reb/Avg.	Ass.	Pts/Avg.
Kris Kirchner	29/25	.461	.724	258/9.0	28	393/13.6
Betsy Bailey	28/24	.482	.750	65/2.3	78	341/12.2
Debbie Stewart	28/22	.443	.619	197/7.0	28	293/10.5
Jane Zivalich	29/29	.484	.724	140/4.8	92	302/10.4
Pam Reeves	29/5	.466	.605	113/3.9	34	243/8.4
Krystal Kimrey	28/9	.446	.604	136/4.9	12	164/5.9
Lynn Callander	22/12	.458	.709	30/1.4	50	120/5.5
Myra Waters	21/2	.545	.593	86/4.1	24	112/5.3
Lisa Schlesinger	26/16	.426	.639	36/1.4	71	103/4.0
Lydia McAliley	24/0	.412	.400	79/3.3	2	78/3.3
Lisa Abood	17/1	.413	.714	13/0.8	22	48/2.8
Gail Hook	11/0	.467	.667	22/2.0	1	18/1.6
Maryland Totals	29	.463	.669	1291/44.5	442	2215/76.4
Opponent Totals	29	.401	.33	1185/40.9	350	1896/65.4

ACC TOURNAMENT

Semifinals - defeated North Carolina, 71-69

Championship - defeated NC State, 75-73

AIAW TOURNAMENT

EIAW Quarterfinals - defeated Montclair, 57-55

EIAW Semifinals - defeated Cheyney State, 60-57

EIAW Finals - lost to Rutgers, 80-75

AIAW First Round - defeated Valdosta State, 73-66

AIAW Quarterfinals - lost to Old Dominion, 51-69

1979-80

21-9 OVERALL • 5-2 ACC
FINAL RANK: 6TH AP
ACC FINALISTS
AIAW ELITE EIGHT



TEAM ROSTER

No.	Name	Yr.	Pos.	Ht.	Hometown/High School
4	Jasmina Perazic	Fr.	F	6-1	Novisad, Yugoslavia/Frankfurt (Germ.)
10	Rachelle Willett	Fr.	G	5-8	Westbury, N.Y./Westbury
11	Mary Zivic	Jr.	G	5-7	Cold Spring, N.Y./Haldane Cent.
12	Gail Hook	Jr.	F	6-1	Rockville, Md./Rockville
14	Myra Waters	So.	F	5-10	Toledo, Ohio/Libbey
21	Dana Crone	Fr.	G	5-8	Ridgely, W. Va./Frankfort
24	Lydia McAliley	So.	F	6-1	Philadelphia, Pa./Olney
30	Pam Reeves	Jr.	F	5-10	South Belmar, N.J./Asbury Park
31	Krystal Kimrey	Sr.	C	6-5	Albermarle, N.C./North Stanely
33	Debbie Lytle	Fr.	G	5-10	Philadelphia, Pa./Simon Gratz
53	Kris Kirchner	Jr.	C	6-3	New Providence, N.J./Union Cath.

Head Coach: Chris Weller

Assistant Coaches: Ann Poffenberger, Roxanne Dale

SEASON STATISTICS

Name	GP/GS	FG%	FT%	Reb/Avg.	Ass.	Pts/Avg.
Kris Kirchner	30/30	.501	.711	362/12.1	44	627/20.9
Myra Waters	30/30	.544	.725	251/8.4	79	428/14.3
Pam Reeves	30/30	.461	.574	106/3.5	67	393/13.1
Krystal Kimrey	28/20	.512	.586	168/6.0	25	252/9.0
Debbie Lytle	30/24	.421	.623	137/4.6	157	218/7.3
Lydia McAliley	28/1	.386	.555	156/5.6	8	162/5.8
Jasmina Perazic	28/14	.466	.594	67/2.4	71	142/5.1
Dana Crone	23/1	.396	.706	44/1.9	23	92/4.0
Rachelle Willett	17/0	.333	.563	29/1.7	13	50/2.9
Others	15/2	.543	.462	32/2.1	17	44/2.9
Maryland Totals	30	.473	.649	1467/48.9	504	2408/80.3
Opponent Totals	30	.400	.671	1154/38.5	445	2011/67.0

ACC TOURNAMENT

Quarterfinals - defeated Wake Forest, 100-49

Semifinals - defeated Clemson, 92-61

Championship - lost to NC State, 75-85

AIAW TOURNAMENT

EIAW Quarterfinals - defeated Seton Hall, 80-59

EIAW Semifinals - defeated Cheyney State, 59-58

EIAW Finals - defeated Rutgers, 79-70

AIAW First Round - defeated Texas, 68-63

AIAW Quarterfinals - lost to Tennessee, 93-76

2006 NCAA CHAMPIONS EIGHT-TIME ACC CHAMPIONS

1980-81

19-9 OVERALL • 5-2 ACC
FINAL RANK: 8TH AP
ACC CHAMPIONS
AIAW ELITE EIGHT



TEAM ROSTER

No.	Name	Yr.	Pos.	Ht.	Hometown/High School
4	Jasmina Perazic	So.	F	6-1	Novisad, Yugoslavia/Frankfurt (Germ.)
10	Rachelle Willett	So.	G	5-8	Westbury, N.Y./Westbury
11	Molly Perdue	Jr.	G	5-5	Columbus, Ohio/Walnut Ridge
12	Boe Pearman	Fr.	C	6-1	Hagerstown, Md./So. Hagerstown
13	Tina Hodgson	Fr.	G	5-7	Chevy Chase, Md./Immaculata
14	Myra Waters	Jr.	F	5-10	Toledo, Ohio/Libbey
21	Dana Crone	So.	G	5-8	Ridgely, W. Va./Frankfort
22	M. Richardson	Fr.	G	5-8	Rocky Mount, N.C./Northern Nash
24	Lydia McAlley	Jr.	F	6-1	Philadelphia, Pa./Olney
30	Pam Reeves	Sr.	F	5-10	South Belmar, N.J./Asbury Park
33	Debbie Lytle	So.	G	5-10	Philadelphia, Pa./Simon Gratz

Head Coach: Chris Weller

Assistant Coaches: Ann Poffenberger, Sue Gorsuch

1981-82

25-7 OVERALL • 6-1 ACC
FINAL RANK: 3RD AP
ACC CHAMPIONS
NCAA FINAL FOUR



TEAM ROSTER

No.	Name	Yr.	Pos.	Ht.	Hometown/High School
4	Jasmina Perazic	Jr.	F	6-1	Novisad, Yugoslavia/Frankfurt (Germ.)
10	Rachelle Willett	Jr.	G	5-8	Westbury, N.Y./Westbury
12	Boe Pearman	So.	C	6-1	Hagerstown, Md./So. Hagerstown
13	Tina Hodgson	So.	G	5-7	Chevy Chase, Md./Immaculata
14	Myra Waters	Sr.	F	5-10	Toledo, Ohio/Libbey
21	Chris Johnson	Fr.	G	5-8	Toledo, Ohio/Libbey
22	M. Richardson	So.	G	5-8	Rocky Mount, N.C./Northern Nash
24	Lydia McAlley	Sr.	F/C	6-1	Philadelphia, Pa./Olney
30	Julie Silverberg	Fr.	F/G	5-10	Charleston, W. Va./G. Washington
31	Kim Johnson	Fr.	C	6-2	Hyattsville, Md./Northwestern
32	Dorothy Smith	Fr.	C/F	6-2	Vinton, Va./William Byrd
33	Debbie Lytle	Jr.	G	5-10	Philadelphia, Pa./Simon Gratz

Head Coach: Chris Weller

Assistant Coach: Sue Gorsuch

1982-83

26-5 OVERALL • 10-3 ACC
FINAL RANK: 6TH AP
ACC CHAMPIONS
NCAA SWEET SIXTEEN



TEAM ROSTER

No.	Name	Yr.	Pos.	Ht.	Hometown/High School
4	Jasmina Perazic	Sr.	F	6-1	Novisad, Yugoslavia/Frankfurt (Germ.)
10	Rachelle Willett	Jr.	G	5-8	Westbury, N.Y./Westbury
11	Chris Vera	Fr.	G	5-3	Silver Spring, Md./Blair
12	Boe Pearman	Jr.	C/F	6-1	Hagerstown, Md./So. Hagerstown
13	Lea Hakala	Jr.	F	6-0	Lahli, Finland/Lahli
14	Monica Gannon	Fr.	F	6-0	Tuckerton, N.J./Pinelands
21	Chris Johnson	So.	G	5-8	Toledo, Ohio/Libbey
22	M. Richardson	Jr.	G	5-8	Rocky Mount, N.C./Northern Nash
24	Chequita Wood	Fr.	F	5-11	Falls Church, Va./Marshall
30	Julie Silverberg	So.	F/G	5-10	Charleston, W. Va./G. Washington
31	Kim Johnson	So.	C	6-2	Hyattsville, Md./Northwestern
32	Dorothy Smith	So.	C/F	6-2	Vinton, Va./William Byrd
33	Debbie Lytle	Sr.	G/F	5-10	Philadelphia, Pa./Simon Gratz
42	Bonnie Baker	Fr.	C	6-2	Mansfield, Pa./Mansfield

Head Coach: Chris Weller

Assistant Coaches: Sue Gorsuch, June Olkowski

SEASON STATISTICS

Name	GP/GS	FG%	FT%	Reb/Avg.	Ast.	Pts/Avg.
Myra Waters	28/28	.550	.722	239/8.5	46	454/16.2
Debbie Lytle	21/21	.473	.667	152/7.2	93	298/14.2
Jasmina Perazic	25/13	.533	.720	102/4.1	51	310/12.4
Pam Reeves	24/21	.425	.652	91/3.8	72	258/10.8
Lydia McAlley	28/20	.443	.621	174/6.2	17	254/9.1
M. Richardson	28/23	.523	.837	73/2.6	71	245/8.8
Boe Pearman	27/19	.403	.732	131/4.9	12	152/5.6
Dana Crone	18/5	.389	.500	21/1.2	27	60/2.3
Rachelle Willett	13/0	.250	.800	17/1.3	12	26/2.0
Tina Hodgson	13/0	.280	.500	17/1.3	5	16/1.2
Molly Perdue	10/0	.400	.000	5/0.5	2	4/0.4
Maryland Totals	30	.473	.649	1467/48.9	504	2408/80.3
Opponent Totals	30	.400	.671	1154/38.5	445	2011/67.0

ACC TOURNAMENT

Quarterfinals - defeated Duke, 72-49

Semifinals - defeated Virginia, 50-47

Championship - defeated NC State, 64-63

AIAW TOURNAMENT

EAIW Quarterfinals - defeated Seton Hall, 69-68

EAIW Semifinals - defeated Rutgers, 72-69

EAIW Finals - lost to Cheyney State, 64-56

AIAW First Round - defeated Kentucky, 83-82

AIAW Quarterfinals - lost to Tennessee, 79-67

SEASON STATISTICS

Name	GP/GS	FG%	FT%	Reb/Avg.	Ast.	Pts/Avg.
Jasmina Perazic	29/21	.565	.860	132/4.6	89	441/15.2
Myra Waters	31/25	.524	.783	206/6.6	71	429/13.8
M. Richardson	32/30	.523	.816	69/2.2	112	402/12.6
Debbie Lytle	32/32	.555	.705	202/6.3	183	378/11.8
Boe Pearman	32/31	.519	.641	172/5.4	33	322/10.1
Lydia McAlley	31/20	.460	.603	166/5.4	16	266/8.6
Chris Johnson	24/0	.438	.735	20/0.8	15	67/2.8
Kim Johnson	11/0	.476	.538	27/2.5	1	27/2.5
Dorothy Smith	13/0	.522	.600	20/1.5	2	27/2.1
Julie Silverberg	18/1	.323	.857	27/1.5	15	32/1.8
Others	8/0	.769	.867	7/0.9	5	22/2.8
Maryland Totals	32	.522	.732	1148/35.9	542	2413/75.4
Opponent Totals	32	.442	.664	1075/33.6	471	2114/66.1

ACC TOURNAMENT

Quarterfinals - defeated Virginia, 72-63

Semifinals - defeated NC State, 79-64

Championship - defeated Clemson, 93-81

NCAA TOURNAMENT

NCAA First Round - defeated Stanford, 82-48

NCAA West Region Semifinals - defeated Missouri, 80-68

NCAA West Region Finals - defeated Drake, 89-78

NCAA Semifinals (Final Four) - lost to Cheyney State, 76-66

SEASON STATISTICS

Name	GP/GS	FG%	FT%	Reb/Avg.	Ast.	Pts/Avg.
Jasmina Perazic	31/31	.557	.761	164/5.3	131	503/16.2
M. Richardson	31/31	.556	.771	73/2.4	107	478/15.4
Lea Hakala	30/28	.577	.737	187/6.2	75	370/12.3
Debbie Lytle	28/26	.532	.709	177/6.3	150	295/10.5
Boe Pearman	30/29	.525	.698	134/4.5	43	305/10.2
Chequita Wood	31/8	.481	.614	169/5.5	26	261/8.4
Bonnie Baker	18/0	.526	.720	53/2.9	3	78/4.3
Chris Johnson	14/1	.515	.800	27/1.9	21	46/3.3
Chris Vera	15/0	.367	.555	9/0.6	13	46/3.3
Kim Johnson	16/0	.464	.692	35/2.2	3	35/2.2
Julie Silverberg	13/0	.600	.714	20/1.5	8	23/1.8
Rachelle Willett	16/1	.333	.333	16/1.0	8	27/1.7
Dorothy Smith	15/0	.412	.600	26/1.7	1	23/1.5
Monica Gannon	15/0	.238	.312	15/1.0	5	15/1.0
Maryland Totals	31	.529	.700	1209/39.0	593	2491/80.3
Opponent Totals	31	.429	.686	1046/33.7	411	1998/64.4

ACC TOURNAMENT

Quarterfinals - defeated Virginia, 70-63

Semifinals - defeated North Carolina, 88-69

Championship - defeated NC State, 84-81

NCAA TOURNAMENT

NCAA First Round - defeated Western Michigan, 94-71

NCAA East Region Semifinals - lost to Old Dominion, 74-57

2006 NCAA CHAMPIONS

EIGHT-TIME ACC CHAMPIONS

1983-84

19-10 OVERALL • 10-4 ACC
FINAL RANK: 17TH AP
ACC SEMIFINALS
NCAA FIRST ROUND



TEAM ROSTER

No.	Name	Yr.	Pos.	Ht.	Hometown/High School
10	Clara Faison	Jr.	G/F	5-11	Roanoke Rapids, N.C./Northampton
11	Chris Vera	So.	G	5-3	Silver Spring, Md./Blair
12	Boe Pearman	So.	C/F	6-1	Hagerstown, Md./So. Hagerstown
13	Zaga Pocokovic	Fr.	C	6-4	Beograd, Yugoslavia
14	Monica Gannon	So.	F	6-0	Tuckerton, N.J./Pinelands
22	M. Richardson	Sr.	G	5-8	Rocky Mount, N.C./Northern Nash
24	Chequita Wood	So.	F	5-11	Falls Church, Va./Marshall
30	Julie Silverberg	Jr.	F/G	5-10	Charleston, W. Va./G. Washington
32	Dorothy Smith	Jr.	C/F	6-2	Vinton, Va./William Byrd
33	Jonette Niles	Fr.	G	5-10	Westbury, N.Y./Westbury
42	Bonnie Baker	So.	C	6-2	Mansfield, Pa./Mansfield
50	Sydney Beasley	Fr.	F	6-1	Oxon Hill, Md./Potomac

Head Coach: Chris Weller

Assistant Coaches: Sue Gorsuch, June Olkowski

SEASON STATISTICS

Name	GP/GS	FG%	FT%	Reb/Avg.	Ast.	Pts/Avg.
M. Richardson	29/29	.505	.687	94/3.2	112	505/17.4
Chequita Wood	29/27	.576	.604	192/6.6	56	491/16.9
Boe Pearman	29/29	.501	.696	137/4.7	86	404/13.9
Zaga Pocokovic	14/11	.683	.600	62/4.4	17	117/8.4
Sydney Beasley	26/4	.457	.554	129/5.0	16	157/6.0
Clara Faison	26/17	.390	.686	141/5.4	51	148/5.7
Jonette Niles	29/11	.368	.613	102/3.5	33	138/4.8
Monica Gannon	24/0	.373	.526	46/0.4	22	72/3.0
Julie Silverberg	28/17	.344	.645	62/2.2	105	83/2.9
Bonnie Baker	12/0	.481	.286	24/2.0	0	28/2.3
Dorothy Smith	10/0	.428	.200	31/3.1	4	19/1.9
Maryland Totals	29	.488	.624	1115/38.4	503	2162/74.6
Opponent Totals	29	.431	.431	1109/38.2	397	1913/66.0

ACC TOURNAMENT

Quarterfinals - defeated Wake Forest, 68-50

Semifinals - lost to NC State, 76-72

NCAA TOURNAMENT

NCAA First Round - lost to Cheyney State, 92-64

1984-85

9-18 OVERALL • 4-10 ACC
ACC QUARTERFINALS



TEAM ROSTER

No.	Name	Yr.	Pos.	Ht.	Hometown/High School
10	Clara Faison	Sr.	F	5-11	Roanoke Rapids, N.C./Northampton
11	Chris Vera	So.	G	5-3	Silver Spring, Md./Blair
14	Monica Gannon	Jr.	F	6-0	Tuckerton, N.J./Pinelands
20	Lisa Brown	Fr.	G	5-8	Chesapeake, Va./Deep Creek
21	Stephanie Perry	Fr.	G/F	5-11	Providence, R.I./Central
22	Carolyn Dehn-Duhr	Fr.	C	6-5	Teaneck, N.J./Paramus
24	Chequita Wood	Jr.	F	5-11	Falls Church, Va./Marshall
30	Julie Silverberg	Sr.	F	5-10	Charleston, W. Va./G. Washington
32	Dorothy Smith	Sr.	C	6-2	Vinton, Va./William Byrd
33	Jonette Niles	So.	G	5-10	Westbury, N.Y./Westbury
50	Sydney Beasley	So.	F	6-1	Oxon Hill, Md./Potomac

Head Coach: Chris Weller

Assistant Coaches: June Olkowski, Gabe Romano

SEASON STATISTICS

Name	GP/GS	FG%	FT%	Reb/Avg.	Ast.	Pts/Avg.
Chequita Wood	27/26	.515	.700	203/7.5	73	320/11.9
Jonette Niles	27/20	.444	.653	127/4.7	39	310/11.5
Sydney Beasley	17/5	.528	.532	102/6.0	18	159/9.4
Carolyn Dehn-Duhr	27/23	.416	.692	108/4.0	20	240/8.9
Clara Faison	26/24	.451	.691	157/6.0	69	215/8.3
Stephanie Perry	26/6	.299	.750	48/1.9	69	103/4.0
Julie Silverberg	15/11	.410	.600	20/1.3	34	59/3.9
Lisa Brown	23/6	.415	.667	33/1.4	29	86/3.7
Monica Gannon	24/3	.300	.778	68/2.8	41	80/3.3
Chris Vera	22/10	.429	.438	21/1.0	65	79/3.6
Dorothy Smith	7/1	.667	.667	3/0.4	0	6/0.9
Maryland Totals	27	.432	.653	993/36.7	455	1657/61.4
Opponent Totals	27	.424	.668	1081/40.0	439	1742/64.5

ACC TOURNAMENT

Quarterfinals - lost to Virginia, 64-53

1985-86

17-13 OVERALL • 6-8 ACC
ACC CHAMPIONS
NCAA SECOND ROUND



TEAM ROSTER

No.	Name	Yr.	Pos.	Ht.	Hometown/High School
10	Zorana Radovic	Jr.	G	5-4	Belgrade, Yugoslavia
11	Chris Vera	Jr.	G	5-3	Silver Spring, Md./Blair
12	Deanna Tate	Fr.	G	5-8	Gastonia, N.C./Gastonia Ashbrook
13	Kaisa Maine	Fr.	F	6-1	Lappeenranta, Finland/Kesamäen Lukio
14	Monica Gannon	Sr.	F	6-0	Tuckerton, N.J./Pinelands
20	Lisa Brown	So.	G	5-8	Chesapeake, Va./Deep Creek
21	Stephanie Perry	So.	G/F	5-11	Providence, R.I./Central
22	Carolyn Dehn-Duhr	So.	C	6-5	Teaneck, N.J./Paramus
23	Vicky Bullett	Fr.	F/C	6-3	Martinsburg, W. Va./Martinsburg
24	Chequita Wood	Sr.	F	5-11	Falls Church, Va./Marshall
30	Pamela Noyes	Fr.	G	5-6	Washington, Md./Churchill
31	Linda Jenkins	Fr.	G	5-6	Washington, D.C./Elizabeth Seton
32	Subrena Rivers	Fr.	G/F	5-9	Jamaica, N.Y./August Martin
33	Jonette Niles	Jr.	G	5-10	Westbury, N.Y./Westbury
42	Brenda Mason	Fr.	F	6-0	Conshohocken, Pa./Plymouth-Whitemarsh

Head Coach: Chris Weller

Assistant Coaches: Boe Pearman, Tara Heiss

SEASON STATISTICS

Name	GP/GS	FG%	FT%	Reb/Avg.	Ast.	Pts/Avg.
Deanna Tate	29/18	.550	.781	85/2.9	106	484/16.7
C. Dehn-Duhr	30/25	.513	.710	172/5.7	13	411/13.7
Chequita Wood	27/18	.519	.549	139/5.1	36	300/11.1
Vicky Bullett	21/10	.470	.721	135/6.4	9	218/10.4
Lisa Brown	30/30	.485	.750	121/4.0	97	269/8.9
Chris Vera	20/9	.397	.756	25/1.3	45	85/4.3
Subrena Rivers	30/16	.391	.519	145/4.8	65	127/4.2
Monica Gannon	24/18	.309	.559	83/3.5	41	87/3.6
Brenda Mason	22/2	.322	.679	50/2.3	10	57/2.6
Kaisa Maine	8/0	.308	.750	11/1.2	1	1.3
Stephanie Perry	4/0	.333	1.000	3/0.8	2	5/1.3
Linda Jenkins	5/0	.272	.500	9/1.8	3	7/1.2
Pamela Noyes	5/0	.250	.667	1/0.2	1	6/1.1
Zorana Radovic	13/0	.400	.125	11/0.9	12	13/1.0
Maryland Totals	32	.522	.732	1148/35.9	542	2413/75.4
Opponent Totals	32	.442	.664	1075/33.6	471	2114/66.1

ACC TOURNAMENT

Quarterfinals - defeated NC State, 77-55

Semifinals - defeated Virginia, 92-68

Championship - defeated North Carolina, 90-74

NCAA TOURNAMENT

NCAA First Round - lost to Ohio State, 87-71

2006 NCAA CHAMPIONS EIGHT-TIME ACC CHAMPIONS

1986-87

15-14 OVERALL • 6-8 ACC
ACC SEMIFINALS



TEAM ROSTER

No.	Name	Yr.	Pos.	Ht.	Hometown/High School
10	Zorana Radovic	Sr.	G	5-4	Belgrade, Yugoslavia
11	Lynn Munday	Fr.	G	6-0	Bellingham, Wash./Mount Baker
13	Kaisa Maine	So.	F	6-1	Lappeenranta, Finland/Kesamaen Lukio
20	Lisa Brown	Jr.	G	5-8	Chesapeake, Va./Deep Creek
21	Edna Campbell	Fr.	G	5-8	Pittsburgh, Pa./Allerdice
22	Carolyn Dehn-Duhr	Jr.	C	6-5	Teaneck, N.J./Paramus
23	Vicky Bullett	So.	F/C	6-3	Martinsburg, W. Va./Martinsburg
25	Beth Hunt	Fr.	F	6-1	Myrtle Beach, S.C./Socastee
31	Linda Jenkins	So.	G	5-7	Washington, D.C./Elizabeth Seton
32	Subrena Rivers	So.	G/F	5-9	Jamaica, N.Y./August Martin
42	Brenda Mason	So.	C/F	6-3	Conshohocken, Pa./Plymouth-Whitemarsh
51	Christy Winters	Fr.	C/F	6-3	Reston, Va./South Lakes

Head Coach: Chris Weller

Assistant Coaches: Boe Pearman, Myra Walters, Tara Heiss

SEASON STATISTICS

Name	GP/GS	FG%	FT%	Reb/Avg.	Ast.	Pts/Avg.
Edna Campbell	29/29	.504	.736	90/3.1	86	466/16.1
Vicky Bullett	29/29	.552	.636	243/8.4	42	443/15.3
Lisa Brown	29/29	.480	.776	88/3.0	109	409/14.1
Christy Winters	29/14	.542	.566	150/5.2	19	284/9.8
Brenda Mason	25/7	.509	.700	79/3.2	16	77/3.1
Subrena Rivers	26/11	.397	.333	125/4.8	84	75/2.9
Kaisa Maine	14/5	.563	.846	20/1.3	7	29/1.9
Zorana Radovic	20/9	.546	.000	19/1.0	56	24/1.2
Others		.507	.735	209/9.1	47	369/16.1
Maryland Totals	29	.517	.655	1122/38.7	466	2176/75.0
Opponent Totals	29	.436	.680	1034/35.7	456	1970/67.9

ACC TOURNAMENT

Quarterfinals - defeated Duke, 64-62

Semifinals - lost to Virginia, 76-59

1987-88

26-6 OVERALL • 12-2 ACC
FINAL RANK: 9TH AP/8TH USA TODAY
ACC CHAMPIONS
NCAA ELITE EIGHT



TEAM ROSTER

No.	Name	Yr.	Pos.	Ht.	Hometown/High School
10	Kelli Myers	So.	G	6-0	Hagerstown, Md./Smithsburg
12	Deanna Tate	Jr.	F	5-8	Gastonia, N.C./Gastonia Ashbrook
13	Kaisa Maine	Jr.	F	6-1	Lappeenranta, Finland/Kesamaen Lukio
14	Carla Holmes	Fr.	G	5-8	Berryville, Va./Clarke County
20	Lisa Brown	Sr.	G	5-8	Chesapeake, Va./Deep Creek
21	Edna Campbell	So.	G	5-8	Pittsburgh, Pa./Allerdice
22	Melissa Gaines	Jr.	C	6-0	Hagerstown, Md./Hagerstown
23	Vicky Bullett	Jr.	F/C	6-3	Martinsburg, W. Va./Martinsburg
25	Mary Barnes	Fr.	G	5-8	Gaithersburg, Md./Gaithersburg
51	Christy Winters	So.	C/F	6-3	Reston, Va./South Lakes

Head Coach: Chris Weller

Assistant Coaches: Boe Pearman, Myra Walters, Tara Heiss

SEASON STATISTICS

Name	GP/GS	FG%	FT%	Reb/Avg.	Ast.	Pts/Avg.
Vicky Bullett	32/30	.602	.709	303/9.5	41	581/18.2
Lisa Brown	32/32	.519	.798	79/2.5	148	527/16.5
Christy Winters	32/27	.588	.716	176/5.5	14	448/14.0
Deanna Tate	32/28	.497	.718	157/4.9	177	414/12.9
Edna Campbell	32/29	.471	.732	153/4.8	94	287/9.0
Carla Holmes	32/8	.429	.731	111/3.5	138	282/8.8
Melissa Gaines	27/5	.714	.542	40/1.5	4	63/2.3
Kaisa Maine	20/1	.536	.800	24/1.2	3	24/1.2
Kelli Myers	9/0	.500	.000	20/2.0	0	60/7.0
Mary Barnes	1/0	.000	.000	0/0.0	0	0/0.0
Maryland Totals	32	.528	.720	1149/35.9	619	2642/82.6
Opponent Totals	32	.469	.676	1111/34.7	500	2299/71.8

ACC TOURNAMENT

Quarterfinals - defeated Georgia Tech, 102-74

Semifinals - defeated Wake Forest, 71-57

Championship - defeated Virginia, 76-70

NCAA TOURNAMENT

NCAA First Round - defeated St. Joseph's, 78-67

NCAA Midwest Region Semifinals - defeated Ohio State, 81-66

NCAA Midwest Region Finals - lost to Auburn, 104-74

1988-89

29-3 OVERALL • 13-1 ACC
FINAL RANK: 5TH AP/3RD USA TODAY
ACC CHAMPIONS
NCAA FINAL FOUR



TEAM ROSTER

No.	Name	Yr.	Pos.	Ht.	Hometown/High School
11	Sue Panek	Fr.	F/G	6-0	Lilly, Pa./Bishop Carroll
12	Deanna Tate	Sr.	F	5-8	Gastonia, N.C./Gastonia Ashbrook
13	Kaisa Maine	Sr.	F	6-1	Lappeenranta, Finland/Kesamaen Lukio
14	Carla Holmes	So.	G	5-8	Berryville, Va./Clarke County
23	Vicky Bullett	Sr.	F/C	6-3	Martinsburg, W. Va./Martinsburg
24	Dafne Lee	Fr.	F/G	5-11	Baltimore, Md./Walbrook
25	Mary Barnes	So.	G	5-8	Gaithersburg, Md./Gaithersburg
31	Corinne Carson	Fr.	F/G	5-10	Washington, D.C./Calvin Coolidge
32	Subrena Rivers	Jr.	F/G	5-9	Jamaica, N.Y./August Martin
42	Suellen Vickers	Fr.	C	5-11	Ocean City, Md./Stephen Decatur
51	Christy Winters	Jr.	C/F	6-3	Reston, Va./South Lakes

Head Coach: Chris Weller

Assistant Coaches: Boe Pearman, Steve Garber, Myra Walters, Tara Heiss

SEASON STATISTICS

Name	GP/GS	FG%	FT%	Reb/Avg.	Ast.	Pts/Avg.
Vicky Bullett	32/32	.575	.794	287/9.0	58	686/21.4
Deanna Tate	32/31	.550	.775	151/4.7	217	633/19.8
Carla Holmes	32/25	.490	.784	115/3.6	158	431/13.5
Christy Winters	32/29	.526	.688	192/6.0	31	414/12.9
Sue Panek	32/9	.513	.636	75/2.3	60	172/5.4
Subrena Rivers	32/32	.569	.607	199/6.2	115	166/5.2
Kaisa Maine	27/2	.516	.815	59/2.2	12	122/4.5
Dafne Lee	26/0	.541	.467	57/2.2	22	61/2.4
Corinne Carson	2/0	.250	.333	5/2.5	1	3/1.5
Suellen Vickers	18/0	.450	.500	14/0.8	1	24/1.3
Mary Barnes	18/0	.348	.400	15/0.8	5	18/1.0
Maryland Totals	32	.535	.713	1253/39.2	679	2730/85.3
Opponent Totals	32	.420	.717	1099/34.3	470	2124/66.4

ACC TOURNAMENT

Quarterfinals - defeated North Carolina, 93-68

Semifinals - defeated Virginia, 89-66

Championship - defeated NC State, 73-57

NCAA TOURNAMENT

NCAA First Round - defeated Bowling Green, 73-68

NCAA West Region Semifinals - defeated Stephen F. Austin, 89-54

NCAA West Region Finals - defeated Texas, 79-71

NCAA Semifinals (Final Four) - lost to Tennessee, 77-65

2006 NCAA CHAMPIONS

EIGHT-TIME ACC CHAMPIONS

1989-90

19-11 OVERALL • 7-7 ACC
ACC SEMIFINALS
NCAA SECOND ROUND



TEAM ROSTER

No.	Name	Yr.	Pos.	Ht.	Hometown/High School
11	Sue Panek	So.	F/G	6-0	Lilly, Pa./Bishop Carroll
12	Katrina Colleton	Fr.	F	5-11	Tampa, Fla./East Bay
14	Carla Holmes	Jr.	G	5-8	Berryville, Va./Clarke County
15	Monica Bennett	Fr.	G	5-7	Tampa, Fla./Hillsborough
21	Jessie Hicks	Fr.	C	6-4	Richmond, Va./Thomas Jefferson
22	Wendy Martin	Jr.	C	6-3	Axton, Va./Kilgore
24	Dafne Lee	So.	F/G	5-11	Baltimore, Md./Walbrook
25	Mary Barnes	Jr.	G	5-8	Gaithersburg, Md./Gaithersburg
31	Estelle Christy	Fr.	G	5-8	Bridgeport, Conn./Bassick
32	Subrena Rivers	Sr.	F/G	5-9	Jamaica, N.Y./August Martin
33	Terri Bradley	So.	G	5-6	Washington, D.C./South Lakes
51	Christy Winters	Sr.	C/F	6-3	Reston, Va./South Lakes

Head Coach: Chris Weller

Assistant Coaches: Boe Pearman, Steve Garber, Vicky Bullett, Deanna Tate, Tara Heiss

SEASON STATISTICS

Name	GP/GS	FG%	FT%	Reb/Avg.	Ast.	Pts/Avg.
Christy Winters	30/30	.504	.711	205/6.8	48	533/17.8
Carla Holmes	29/10	.440	.721	69/2.4	116	313/10.8
Jessie Hicks	21/17	.486	.559	103/4.9	8	211/10.1
Dafne Lee	30/14	.579	.775	154/5.1	51	289/9.6
Terri Bradley	30/27	.438	.768	82/2.7	113	262/8.7
Estelle Christy	27/12	.412	.726	66/2.4	60	199/7.4
Subrena Rivers	30/30	.519	.627	212/7.1	142	209/7.0
Sue Panek	19/6	.500	.625	33/1.7	17	59/3.1
Wendy Martin	16/1	.487	.636	37/2.3	8	43/2.7
Katrina Colleton	22/2	.489	.500	41/1.9	18	52/2.4
Monica Bennett	13/1	.500	.500	12/0.9	10	30/2.3
Mary Barnes	12/0	.391	.875	9/0.8	10	25/2.1
Maryland Totals	30	.482	.700	1148/38.3	601	2225/74.2
Opponent Totals	30	.424	.652	1065/35.5	460	1970/65.7

ACC TOURNAMENT

Quarterfinals - defeated Wake Forest, 87-68

Semifinals - lost to NC State, 66-57

NCAA TOURNAMENT

NCAA First Round - defeated Appalachian State, 100-71

NCAA East Region Semifinals - lost to Providence, 77-75

1990-91

17-13 OVERALL • 9-5 ACC
ACC SEMIFINALS
NCAA FIRST ROUND



TEAM ROSTER

No.	Name	Yr.	Pos.	Ht.	Hometown/High School
11	Sue Panek	Jr.	F/G	6-0	Lilly, Pa./Bishop Carroll
12	Katrina Colleton	So.	F	5-11	Tampa, Fla./East Bay
14	Carla Holmes	Sr.	G	5-8	Berryville, Va./Clarke County
15	Monica Bennett	So.	G	5-7	Tampa, Fla./Hillsborough
21	Jessie Hicks	So.	C	6-4	Richmond, Va./Thomas Jefferson
22	Wendy Martin	Sr.	C	6-3	Axton, Va./Kilgore
24	Dafne Lee	Jr.	F/G	5-11	Baltimore, Md./Walbrook
25	Mary Barnes	Sr.	G	5-8	Gaithersburg, Md./Gaithersburg
31	Estelle Christy	So.	G	5-8	Bridgeport, Conn./Bassick
33	Aluma Goren	Fr.	G	5-10	Givatayim, Israel/Hof Hacarmel
34	Monica Adams	Fr.	C	6-3	Oklahoma City, Okla./Putnam
40	Ana Marjanovic	Jr.	F/C	6-3	New Belgrad, Yugoslavia
53	Bonnie Rimkus	Fr.	C	6-4	Pittsburgh, Pa./Carlynton

Head Coach: Chris Weller

Assistant Coaches: Boe Pearman, Tara Heiss

SEASON STATISTICS

Name	GP/GS	FG%	FT%	Reb/Avg.	Ast.	Pts/Avg.
Jessie Hicks	30/20	.598	.596	147/4.9	27	413/13.8
Bonnie Rimkus	30/13	.549	.660	153/5.1	38	346/11.5
Dafne Lee	30/27	.578	.747	161/5.4	116	336/11.2
Aluma Goren	30/20	.422	.755	97/3.2	132	278/9.3
Estelle Christy	23/11	.418	.893	67/2.9	64	197/8.6
Ana Marjanovic	29/16	.551	.722	74/2.6	23	223/7.7
Katrina Colleton	26/18	.524	.524	77/3.0	54	178/6.9
Monica Adams	20/10	.487	.650	59/3.0	3	90/4.5
Carla Holmes	7/4	.455	.833	15/2.1	27	26/3.7
Mary Barnes	24/7	.494	.600	60/2.5	48	89/3.7
Sue Panek	18/4	.490	.850	57/3.2	22	65/3.6
Wendy Martin	5/0	.385	1.000	11/2.2	4	18/3.6
Monica Bennett	17/0	.412	.500	8/0.5	5	31/1.8
Maryland Totals	30	.516	.691	1077/35.9	563	2290/76.3
Opponent Totals	30	.427	.674	1116/37.2	423	2121/70.7

ACC TOURNAMENT

Quarterfinals - defeated Georgia Tech, 91-73

Semifinals - lost to NC State, 82-75

NCAA TOURNAMENT

NCAA First Round - lost to Holy Cross, 81-74

1991-92

25-6 OVERALL • 13-3 ACC
FINAL RANK: 8TH AP/8TH USA TODAY
ACC QUARTERFINALS
NCAA ELITE EIGHT



TEAM ROSTER

No.	Name	Yr.	Pos.	Ht.	Hometown/High School
10	Karon Ferguson	Fr.	G	5-5	Lanham, Md./Du Val
11	Sue Panek	Sr.	F/G	6-0	Lilly, Pa./Bishop Carroll
12	Katrina Colleton	Jr.	G/F	5-11	Tampa, Fla./East Bay
14	Limor Mizrahi	So.	G	5-7	Givatayim, Israel/Tel Aviv Municipal
15	Monica Bennett	Jr.	G	5-7	Tampa, Fla./Hillsborough
21	Jessie Hicks	Jr.	C	6-4	Richmond, Va./Thomas Jefferson
22	Michele Andrew	So.	C	6-2	Helsinki, Finland/Malmi Commercial
24	Dafne Lee	Sr.	F/G	5-8	Baltimore, Md./Walbrook
25	Mary Barnes	Sr.	G	5-8	Gaithersburg, Md./Gaithersburg
30	Malissa Boles	Jr.	F	5-10	Milwaukee, Wis./North Division
31	Estelle Christy	Jr.	G	5-8	Bridgeport, Conn./Bassick
32	Kesha Camper	Fr.	F	6-0	Salisbury, Md./Parkside
34	Monica Adams	So.	C	6-3	Oklahoma City, Okla./Putnam
53	Bonnie Rimkus	So.	C	6-4	Pittsburgh, Pa./Carlynton

Head Coach: Chris Weller

Assistant Coaches: Boe Pearman, Alisa Scott, Theresa Gematt

SEASON STATISTICS

Name	GP/GS	FG%	FT%	Reb/Avg.	Ast.	Pts/Avg.
Jessie Hicks	31/30	.591	.618	228/7.4	38	448/14.5
Malissa Boles	31/22	.514	.692	120/3.9	86	421/13.6
Dafne Lee	31/30	.550	.717	149/9.9	63	306/9.9
Michele Andrew	31/30	.520	.719	157/5.1	24	286/9.2
Limor Mizrahi	31/31	.438	.824	113/3.7	141	256/8.3
Katrina Colleton	31/10	.509	.776	95/3.1	53	210/6.8
Estelle Christy	31/1	.457	.673	71/2.3	69	194/6.3
Bonnie Rimkus	24/0	.474	.600	59/2.5	19	102/4.3
Kesha Camper	16/0	.511	.609	40/2.5	2	62/3.9
Monica Bennett	14/0	.417	.650	19/1.4	8	45/3.2
Mary Barnes	9/0	.482	.500	12/1.3	7	28/3.1
Sue Panek	22/1	.489	.842	31/1.4	23	60/2.7
Monica Adams	18/0	.235	.667	30/1.7	14	26/1.4
Karon Ferguson	15/0	.111	.636	9/0.6	10	9/0.6
Maryland Totals	31	.505	.697	1222/39.4	557	2453/79.1
Opponent Totals	31	.409	.651	1056/34.1	414	1945/62.7

ACC TOURNAMENT

Quarterfinals - lost to Georgia Tech, 68-67

NCAA TOURNAMENT

NCAA First Round - defeated Toledo, 73-60

NCAA Midwest Region Semifinals - defeated Purdue, 64-58

NCAA Midwest Region Finals - lost to Western Kentucky, 75-70

2006 NCAA CHAMPIONS EIGHT-TIME ACC CHAMPIONS

1992-93

22-8 OVERALL • 11-5 ACC

FINAL RANK: 11TH AP/18TH USA TODAY
ACC FINALISTS
NCAA SECOND ROUND



TEAM ROSTER

No.	Name	Yr.	Pos.	Ht.	Hometown/High School
5	Lena Patterson	Fr.	G	5-5	New Carrollton, Md./Elizabeth Seton
10	Karon Ferguson	So.	G	5-5	Lanham, Md./Du Val
12	Katrina Colleton	Sr.	GF	5-11	Tampa, Fla./East Bay
14	Dawn Sloan	Fr.	G	5-9	Lonaconing, Md./Westmar
15	Monica Bennett	Sr.	G	5-7	Tampa, Fla./Hillsborough
21	Jessie Hicks	Sr.	C	6-4	Richmond, Va./Thomas Jefferson
22	Michele Andrew	Jr.	C	6-2	Helsinki, Finland/Malmi Commercial
30	Malissa Boles	Sr.	F	5-10	Milwaukee, Wis./North Division
32	Kesha Camper	So.	F	6-0	Salisbury, Md./Parkside
34	Monica Adams	Jr.	C	6-3	Oklahoma City, Okla./Putnam
53	Bonnie Rimkus	Jr.	C	6-4	Pittsburgh, Pa./Carlynton

Head Coach: Chris Weller

Assistant Coaches: Boe Pearman, Joyce Jenkins, Traci Gorman

SEASON STATISTICS

Name	GP/GS	FG%	FT%	Reb/Avg.	Ast.	Pts/Avg.
Jessie Hicks	30/29	.633	.617	225/7.5	25	529/17.6
Malissa Boles	30/30	.440	.776	128/4.3	108	420/14.0
Katrina Colleton	30/27	.492	.774	129/4.3	118	393/13.1
Monica Bennett	23/6	.430	.461	66/2.9	51	207/9.0
Bonnie Rimkus	29/12	.460	.639	178/6.1	63	260/9.0
Michele Andrew	30/21	.503	.750	115/3.8	26	220/7.3
Monica Adams	30/1	.547	.609	106/3.5	33	110/3.7
Kesha Camper	26/10	.487	.714	66/2.5	16	87/3.4
Dawn Sloan	13/0	.387	.765	15/1.2	8	39/3.0
Lena Patterson	29/10	.377	.556	72/2.5	64	81/2.8
Karon Ferguson	18/4	.333	.125	18/1.0	20	13/0.7
Maryland Totals	30	.491	.677	1206/40.2	532	2359/78.6
Opponent Totals	30	.413	.678	1047/34.9	421	1942/64.7

ACC TOURNAMENT

Quarterfinals - defeated Florida State, 91-68

Semifinals - defeated North Carolina, 75-61

Championship - lost to Virginia, 106-103 in 3OT


NCAA TOURNAMENT

NCAA First Round - lost to Southwest Missouri State, 86-82

1993-94

15-13 OVERALL • 8-8 ACC

ACC SEMIFINALS



TEAM ROSTER

No.	Name	Yr.	Pos.	Ht.	Hometown/High School
10	Karon Ferguson	Jr.	G	5-5	Lanham, Md./DuVal
12	Lillian Purvis	Fr.	G	5-6	Jacksonville, N.C./Swansboro
13	Kwana Williams	Fr.	G	5-9	Queens, N.Y./Sheepshead Bay
14	Dawn Sloan	So.	G	5-9	Lonaconing, Md./Westmar
22	Michele Andrew	Sr.	F	6-2	Helsinki, Finland/Malmi Commercial
25	Jada Anderson	Fr.	F	5-10	Valley City, N.D./Valley City
32	Kesha Camper	Jr.	F	6-0	Salisbury, Md./Parkside
34	Monica Adams	Sr.	C	6-3	Oklahoma City, Okla./Putnam City
53	Bonnie Rimkus	Sr.	F	6-4	Pittsburgh, Pa./Carlynton
54	Nina Ohman	Fr.	C	6-2	Helsinki, Finland/Helsingins

Head Coach: Chris Weller

Assistant Coaches: Boe Pearman, Joyce Jenkins

SEASON STATISTICS

Name	GP/GS	FG%	FT%	Reb/Avg.	Ast.	Pts/Avg.
Bonnie Rimkus	28/27	.465	.726	282/10.1	114	510/18.2
Michele Andrew	28/28	.472	.776	180/6.4	50	381/13.6
Monica Adams	28/28	.521	.734	155/5.5	45	315/11.3
Lillian Purvis	28/27	.444	.767	105/3.8	49	258/9.2
Kesha Camper	28/2	.500	.709	91/3.3	28	246/8.8
Karon Ferguson	28/28	.429	.790	60/2.1	148	125/4.5
Kwana Williams	26/0	.396	.568	49/1.9	48	94/3.6
Dawn Sloan	2/0	1.000	1.000	0/0.0	2	5/2.5
Jada Anderson	11/0	.429	.714	3/0.3	4	18/1.6
Nina Ohman	17/0	.400	.625	23/1.4	2	17/1.0
Maryland Totals	28	.469	.733	1027/36.7	490	1969/70.3
Opponent Totals	28	.418	.666	1021/36.5	352	1712/61.1

ACC TOURNAMENT

Quarterfinals - defeated Duke, 60-45

Semifinals - lost to Virginia, 63-45

1994-95

11-18 OVERALL • 2-14 ACC

ACC QUARTERFINALS



TEAM ROSTER

No.	Name	Yr.	Pos.	Ht.	Hometown/High School
00	Stephanie Cross	Fr.	F	6-1	Spencer, N.C./North Rowan
10	Karon Ferguson	Sr.	G	5-6	Lanham, Md./DuVal
12	Lillian Purvis	So.	G	5-7	Jacksonville, N.C./Swansboro
13	Kwana Williams	So.	G	5-7	Queens, N.Y./Sheepshead Bay
21	Kalisa Davis	Fr.	F	6-2	Glassboro, N.J./Glassboro
31	Kelley Gibson	Fr.	G	5-11	Easton, Md./Easton
32	Kesha Camper	Sr.	F	6-0	Salisbury, Md./Parkside
33	Sonia Chase	Fr.	G	5-11	Baltimore, Md./McDonough
34	Demetria Tutt	Jr.	G	5-8	Owensboro, Ky./Sullivan JC
35	Rachel Cimmier	Jr.	C	6-2	Montflours, France/Mt. Hebron
54	Nina Ohman	Sr.	C	6-3	Helsinki, Finland/Helsinginn

Head Coach: Chris Weller

Assistant Coaches: Boe Pearman, Traci Gorman,

Janelle Thompson

SEASON STATISTICS

Name	GP/GS	FG%	FT%	Reb/Avg.	Ast.	Pts/Avg.
Stephanie Cross	28/11	.410	.711	172/6.1	42	322/11.5
Kesha Camper	29/27	.461	.638	158/5.5	35	298/10.3
Kwana Williams	14/8	.377	.767	46/3.3	42	142/10.1
Sonia Chase	29/22	.366	.652	193/6.7	67	274/9.5
Lillian Purvis	29/18	.355	.821	96/3.3	35	244/8.4
Demetria Tutt	1/0	.400	.000	4/4.0	2	8/8.0
Kelley Gibson	3/3	.250	.600	10/3.3	2	24/8.0
Kalisa Davis	15/0	.470	.811	56/3.7	5	108/7.2
Nina Ohman	29/27	.436	.688	106/3.7	25	188/6.5
Karon Ferguson	29/24	.372	.618	73/2.5	116	134/4.6
Rachel Cimmier	27/5	.383	.622	69/2.6	11	100/3.7
Maryland Totals	29	.398	.687	1081/37.3	382	1842/63.5
Opponent Totals	29	.468	.622	1125/38.8	449	1968/67.9

ACC TOURNAMENT

First Round - defeated Florida State, 72-56

Quarterfinals - lost to Virginia, 68-46

2006 NCAA CHAMPIONS

EIGHT-TIME ACC CHAMPIONS

1995-96

13-14 OVERALL • 7-9 ACC
ACC QUARTERFINALS



TEAM ROSTER

No.	Name	Yr.	Pos.	Ht.	Hometown/High School
00	Stephanie Cross	So.	F/G	6-1	Spencer, N.C./North Rowan
11	Kim Bretz	Fr.	G	5-5	Bethesda, Md./Walt Whitman
12	Lillian Purvis	Jr.	G	5-7	Jacksonville, N.C./Swansboro
21	Marika Rasmussen	Fr.	F	6-1	Kastrup, Denmark/Northern (Md.)
25	Jada Anderson	So.	G	5-11	Valley City, N.D./Valley City
33	Sonia Chase	So.	G/F	5-11	Baltimore, Md./McDonough
34	Kalisa Davis	So.	F/C	6-2	Glassboro, N.J./Glassboro
35	Rachel Cimmier	So.	F/C	6-2	Montfours, France/Mt. Hebron
45	Kelley Gibson	Fr.	G	5-11	Easton, Md./Easton
54	Nina Ohman	Jr.	C	6-3	Helsinki, Finland/Helsinginn

Head Coach: Chris Weller

Assistant Coaches: Boe Pearman, Traci Gorman, Katrina Colleton

SEASON STATISTICS

Name	GP/GS	FG%	FT%	Reb./Avg.	Ast.	Pts./Avg.
Stephanie Cross	26/18	.446	.597	179/6.9	36	343/13.2
Kelley Gibson	27/13	.347	.763	91/3.4	73	330/12.2
Lillian Purvis	27/25	.414	.705	100/3.7	55	286/10.6
Sonia Chase	27/27	.385	.662	122/4.5	97	232/8.6
Kalisa Davis	27/13	.552	.632	134/5.0	27	191/7.1
Rachel Cimmier	25/13	.392	.549	66/2.6	17	90/3.6
Jada Anderson	16/4	.356	.846	14/0.9	8	54/3.4
Nina Ohman	27/20	.452	.474	130/4.8	24	84/3.1
Kim Bretz	23/2	.448	.500	32/1.4	31	44/1.9
Marika Rasmussen	9/0	.444	.000	5/0.6	2	8/0.9
Maryland Totals	27	.413	.643	953/35.3	370	1662/61.6
Opponent Totals	27	.445	.650	1020/37.8	487	1713/63.4

ACC TOURNAMENT

Quarterfinals - lost to NC State, 63-61

1996-97

18-10 OVERALL • 9-7 ACC
ACC SEMIFINALS
NCAA FIRST ROUND



TEAM ROSTER

No.	Name	Yr.	Pos.	Ht.	Hometown/High School
00	Stephanie Cross	Jr.	F/G	6-1	Spencer, N.C./North Rowan
3	Tiffany Brown	Fr.	G	5-6	Clinton, Md./Elizabeth Seton
11	Kim Bretz	So.	G	5-5	Bethesda, Md./Walt Whitman
12	Lillian Purvis	Sr.	G	5-7	Jacksonville, N.C./Swansboro
22	Brandi Barnes	Fr.	F	6-3	Joppatowne, Md./Joppatowne
32	Kim McCray	Fr.	G	5-9	Capital Heights, Md./Oxon Hill
33	Sonia Chase	Jr.	G/F	5-11	Baltimore, Md./McDonough
34	Kalisa Davis	Jr.	F/C	6-2	Glassboro, N.J./Glassboro
35	Rachel Cimmier	Jr.	F/C	6-2	Montfours, France/Mt. Hebron
43	Branka Bogunovic	Fr.	C	6-8	Serbia, Yugoslavia/Zemun
45	Kelley Gibson	So.	G	5-11	Easton, Md./Easton
54	Nina Ohman	Sr.	C	6-3	Helsinki, Finland/Helsinginn

Head Coach: Chris Weller

Assistant Coaches: Boe Pearman, Trudi Lacey, Katrina Colleton

SEASON STATISTICS

Name	GP/GS	FG%	FT%	Reb./Avg.	Ast.	Pts./Avg.
Stephanie Cross	28/24	.458	.695	188/6.7	32	332/11.9
Kalisa Davis	28/27	.587	.598	138/4.9	33	305/10.9
Sonia Chase	28/28	.431	.621	178/6.4	105	294/10.5
Kelley Gibson	19/14	.395	.609	79/4.2	35	178/9.4
Tiffany Brown	28/10	.394	.674	74/2.6	68	241/8.6
Kim Bretz	27/19	.435	.768	55/2.0	48	185/6.9
Lillian Purvis	28/11	.349	.710	82/2.9	37	113/4.0
Kim McCray	7/0	.391	.667	15/2.1	11	20/2.9
Brandi Barnes	16/1	.333	.650	46/2.9	3	45/2.8
Nina Ohman	26/6	.537	.625	61/2.4	12	68/2.6
Branka Bogunovic	8/0	.375	.150	16/2.0	0	19/2.4
Rachel Cimmier	1/0	.000	.000	1/1.0	0	0/0.0
Maryland Totals	28	.442	.659	1020/36.4	384	1800/64.3
Opponent Totals	28	.402	.630	983/35.1	308	1575/56.3

ACC TOURNAMENT


Quarterfinals - lost to Duke, 60-52 in OT

NCAA TOURNAMENT

NCAA First Round - lost to Purdue, 74-48

1997-98

15-13 OVERALL • 7-9 ACC
ACC SEMIFINALS



TEAM ROSTER

No.	Name	Yr.	Pos.	Ht.	Hometown/High School
00	Stephanie Cross	Sr.	F	6-1	Spencer, N.C./North Rowan
3	Tiffany Brown	So.	G	5-6	Clinton, Md./Elizabeth Seton
12	Michelle Miller	So.	G	5-8	Dayton, Md./Glen Elg
32	Antonieta Gabriel	So.	F	5-11	Virginia Beach, Va./Salem
33	Sonia Chase	Sr.	G/F	5-11	Baltimore, Md./McDonough
34	Kalisa Davis	Sr.	C	6-2	Glassboro, N.J./Glassboro
35	Rachel Cimmier	Jr.	F	6-2	Montfours, France/Mt. Hebron
43	Meghan McIntyre	Fr.	F	6-1	Linwood, N.J./Mainland
45	Kelley Gibson	Jr.	G	5-11	Easton, Md./Easton
55	Branka Bogunovic	So.	C	6-8	Zemun, Serbia/Zemun

Head Coach: Chris Weller

Assistant Coaches: Christy Winters, Lisa Cernignano

SEASON STATISTICS

Name	GP/GS	FG%	FT%	Reb./Avg.	Ast.	Pts./Avg.
Kalisa Davis	24/22	.603	.634	143/6.0	48	357/14.9
Sonia Chase	28/27	.427	.636	163/5.8	102	381/13.6
Stephanie Cross	28/14	.448	.583	177/6.3	44	352/12.6
Tiffany Brown	24/21	.284	.786	66/2.8	71	176/7.3
Branka Bogunovic	28/23	.525	.511	121/4.3	3	194/6.9
Kelley Gibson	28/27	.315	.552	123/4.4	119	189/6.8
Meghan McIntyre	26/3	.321	.455	71/2.7	14	44/1.7
Rachel Cimmier	5/1	.333	1.000	10/2.0	2	6/1.2
Antonieta Gabriel	17/2	.429	.222	24/1.4	2	8/0.5
Michelle Miller	5/0	.000	.500	2/0.4	0	2/0.4
Maryland Totals	28	.431	.607	995/35.5	405	1709/61.0
Opponent Totals	28	.424	.610	999/35.7	396	1686/60.2

ACC TOURNAMENT

Quarterfinals - defeated NC State, 61-48

Semifinals - lost to Clemson, 63-44

2006 NCAA CHAMPIONS EIGHT-TIME ACC CHAMPIONS

1998-99

**6-21 OVERALL • 3-13 ACC
ACC FIRST ROUND**



TEAM ROSTER

No.	Name	Yr.	Pos.	Ht.	Hometown/High School
3	Tiffany Brown	Jr.	G	5-6	Clinton, Md./Elizabeth Seton
12	Michelle Miller	Jr.	G	5-9	Dayton, Md./Glennelg
22	Leah Moore	So.	G	5-8	Rye, N.Y./Rye
20	Marché Strickland	Fr.	G	5-9	Kingston, Mass./Silver Lake
24	Marja Ilic	Fr.	G	5-11	New Belgrade, Yugoslavia/Ocean City (N.J.)
25	Ginji Perry	Fr.	G	5-11	Hyattsville, Md./Elizabeth Seton
30	Ije Agba	Fr.	F	6-0	Rockville, Md./Wheaton
32	Antonieta Gabriel	Jr.	F	6-0	Virginia Beach, Va./Salem
33	Cara Ferris	Jr.	F	6-1	Pensacola, Fla./Washington
34	Deedee Warley	Fr.	F	6-2	Fort Washington, Md./St. John's
42	Rosita Melbourne	Fr.	F-C	6-3	Washington, D.C./H.D. Woodson
45	Kelley Gibson	Sr.	G-F	5-11	Easton, Md./Easton
55	Branka Bogunovic	Jr.	C	6-8	Zemun, Serbia/Zemun

Head Coach: Chris Weller

Assistant Coaches: Christy Winters, Jeanette Armentano, Karl Smesko

SEASON STATISTICS

Name	GP/GS	FG%	FT%	Reb/Avg.	Ast.	Pts/Avg.
Deedee Warley	27/22	.508	.642	153/5.7	29	363/13.4
Kelley Gibson	19/18	.344	.767	73/3.8	82	234/12.3
Branka Bogunovic	27/22	.596	.403	186/6.9	3	317/11.7
Marché Strickland	27/27	.322	.839	83/3.1	84	226/8.4
Tiffany Brown	19/19	.319	.750	72/3.8	131	130/6.8
Ginji Perry	25/1	.357	.600	54/2.2	39	118/4.7
Cara Ferris	26/12	.490	.313	93/3.6	26	103/4.0
Rosita Melbourne	21/7	.437	.786	66/3.1	8	73/3.5
Antonieta Gabriel	22/6	.341	.474	86/3.9	37	37/1.7
Ije Agba	17/1	.615	.545	25/1.5	1	22/1.3
Leah Moore	2/0	.000	.000	0/0.0	0	0/0.0
Michelle Miller	1/0	.000	.000	0/0.0	0	0/0.0
Marja Ilic	5/0	.000	.000	3/0.6	1	0/0.0
Maryland Totals	27	.428	.628	998/37.0	441	1623/60.1
Opponent Totals	27	.428	.662	1031/38.2	437	1940/71.9

ACC TOURNAMENT

First Round – lost to Wake Forest, 83-66

1999-00

**16-15 OVERALL • 5-11 ACC
ACC FIRST ROUND
NIT QUARTERFINALS**



TEAM ROSTER

No.	Name	Yr.	Pos.	Ht.	Hometown/High School
3	Tiffany Brown	Sr.	G	5-6	Clinton, Md./Elizabeth Seton
10	Terri Daniels	Fr.	G	5-11	Ellicott City, Md./St. Mary's
12	Vicki Brick	Fr.	G	5-7	Timonium, Md./McDonogh
13	Jeanette Shuett	Fr.	G	5-11	College Park, Md./Holy Cross
14	Brie Jackson	Fr.	F	5-11	Silver Spring, Md./Bullis Prep
20	Marché Strickland	So.	G	5-9	Kingston, Mass./Silver Lake
21	Renneika Razor	Fr.	G	5-8	New York, N.Y./Cardinal Spellman
30	Ije Agba	So.	F	6-0	Rockville, Md./Wheaton
32	Antonieta Gabriel	Sr.	F	6-0	Virginia Beach, Va./Salem
33	Cara Ferris	Sr.	F	6-1	Pensacola, Fla./Washington
34	Deedee Warley	So.	F	6-2	Fort Washington, Md./St. John's
42	Rosita Melbourne	So.	F/C	6-3	Washington, D.C./H.D. Woodson
55	Branka Bogunovic	Sr.	C	6-8	Zemun, Serbia/Zemun

Head Coach: Chris Weller

Assistant Coaches: Christy Winters Scott, Jeanette Armentano, Jimmy Howard

SEASON STATISTICS

Name	GP/GS	FG%	FT%	Reb/Avg.	Ast.	Pts/Avg.
Marché Strickland	31/31	.401	.757	113/3.6	49	443/14.3
Deedee Warley	31/27	.451	.706	159/5.1	30	399/12.9
Tiffany Brown	31/31	.346	.647	109/3.5	111	332/10.7
Vicki Brick	31/26	.437	.598	103/3.3	133	222/7.2
Renneika Razor	31/2	.430	.462	122/3.9	47	204/6.6
Rosita Melbourne	31/24	.497	.469	157/5.1	9	180/5.8
Branka Bogunovic	27/1	.457	.367	104/3.9	2	97/3.6
Cara Ferris	24/7	.480	.611	55/2.3	8	59/2.5
Terri Daniels	29/0	.347	.684	32/1.1	48	69/2.4
Antonieta Gabriel	30/6	.383	.476	71/2.4	13	56/1.9
Brie Jackson	6/0	.250	1.000	4/0.7	1	6/1.0
Ije Agba	10/0	.333	.333	12/1.2	2	10/1.0
Jeanette Shuett	4/0	.000	.000	2/0.5	1	0/0.0
Maryland Totals	31	.416	.602	1155/37.3	454	2077/67.0
Opponent Totals	31	.415	.702	1244/40.1	437	2015/65.0

ACC TOURNAMENT

First Round – lost to Florida State, 65-60

NATIONAL INVITATION TOURNAMENT

First Round – defeated Georgetown, 63-46

Second Round – defeated Virginia Tech, 68-60 in OT

Quarterfinals – lost to Florida, 77-57

2000-01

**17-12 OVERALL • 8-8 ACC
ACC QUARTERFINALS
NCAA FIRST ROUND**



TEAM ROSTER

No.	Name	Yr.	Pos.	Ht.	Hometown/High School
5	Terri Daniels	So.	G	5-11	Ellicott City, Md./St. Mary's
12	Vicki Brick	So.	G	5-7	Timonium, Md./McDonogh
14	Brie Jackson	So.	F	5-11	Silver Spring, Md./Bullis Prep
20	Marché Strickland	Jr.	G	5-9	Kingston, Mass./Silver Lake
21	Renneika Razor	So.	G	5-8	New York, N.Y./Cardinal Spellman
22	Sarah Jenkins	Fr.	G	5-7	Bowie, Md./Riverdale Baptist
24	Jamecca Harrell	Jr.	C	6-4	Oxon Hill, Md./Oxon Hill
25	Crystal Washington	Fr.	F/C	6-2	Clinton, Md./Bishop McNamara
30	Ije Agba	Jr.	F	6-0	Rockville, Md./Wheaton
34	Deedee Warley	Jr.	F	6-2	Fort Washington, Md./St. John's
41	Kiki Wimbush	Fr.	G	5-8	Suitland, Md./Suitland
42	Rosita Melbourne	Jr.	F	6-3	Washington, D.C./H.D. Woodson

Head Coach: Chris Weller

Assistant Coaches: Christy Winters Scott, Allison Jones, Jocelyn Katsook

SEASON STATISTICS

Name	GP/GS	FG%	FT%	Reb/Avg.	Ast.	Pts/Avg.
Marché Strickland	27/7	.391	.864	89/3.3	55	376/13.9
Deedee Warley	26/7	.470	.743	169/6.5	28	349/13.4
Renneika Razor	27/7	.439	.578	163/6.0	88	261/9.7
Rosita Melbourne	26/8	.475	.449	142/5.5	4	199/7.7
Jamecca Harrell	27/0	.494	.649	150/5.6	6	189/6.3
Kiki Wimbush	27/8	.387	.864	80/3.0	125	169/6.3
Terri Daniels	26/1	.443	.545	56/2.2	90	123/4.7
Crystal Washington	11/0	.320	.765	22/2.0	1	29/2.6
Sarah Jenkins	26/1	.348	.435	27/1.0	15	61/2.3
Ije Agba	11/0	.500	.571	16/1.5	2	18/1.6
Brie Jackson	6/0	.400	.833	12/2.0	4	9/1.5
Maryland Totals	29	.432	.667	1031/35.6	418	1783/61.5
Opponent Totals	29	.390	.674	867/29.9	324	1422/49.0

ACC TOURNAMENT

Quarterfinals – lost to NC State, 74-61

NCAA TOURNAMENT

NCAA First Round – lost to Colorado State, 83-69

2006 NCAA CHAMPIONS

EIGHT-TIME ACC CHAMPIONS

2001-02

13-17 OVERALL • 4-12 ACC
ACC QUARTERFINALS



TEAM ROSTER

No.	Name	Yr.	Pos.	Ht.	Hometown/High School
5	Terri Daniels	Jr.	G	5-11	Ellicott, Md./St. Mary's
12	Vicki Brick	R-So.	G	5-7	Timonium, Md./McDonogh
13	Arek Deng	Fr.	C/F	6-4	London, England/Blair Academy
14	Brie Jackson	So.	F	5-11	Silver Spring, Md./Bullis Prep
20	Marché Strickland	Sr.	G	5-9	Kingston, Mass./Silver Lake
21	Renneika Razor	Jr.	G	5-8	New York, N.Y./Cardinal Spellman
24	Jamecca Harrell	Sr.	C	6-4	Oxon Hill, Md./Oxon Hill
25	Crystal Washington	So.	F/C	6-2	Clinton, Md./Bishop McNamara
30	Ije Agba	Sr.	F	6-0	Rockville, Md./Wheaton
31	Anesia Smith	Fr.	G	5-10	Alexandria, Va./Hayfield
34	Deedee Warley	Sr.	F	6-2	Fort Washington, Md./St. John's
41	Kiki Wimbush	So.	G	5-8	Suitland, Md./Suitland
42	Rosita Melbourne	Sr.	F	6-3	Washington, D.C./H.D. Woodson
50	Kristy Gaines	So.	F	6-1	Newman, Ga./East Coweta

Head Coach: Chris Weller

Assistant Coaches: Christy Winters Scott, Allison Jones, Jessie Hicks

SEASON STATISTICS

Name	GP/GS	FG%	FT%	Reb/Avg.	Ast.	Pts/Avg.
Marché Strickland	30/30	.402	.764	80/2.7	34	378/12.6
Deedee Warley	30/26	.498	.725	198/6.6	27	363/12.1
Renneika Razor	30/28	.495	.620	136/4.5	74	245/8.2
Jamecca Harrell	30/24	.481	.894	160/5.3	11	191/6.4
Crystal Washington	20/0	.541	.547	44/2.2	2	121/6.1
Anesia Smith	29-2	.370	.667	52/1.8	40	154/5.3
Vicki Brick	30-19	.412	.741	67/2.2	111	142/4.7
Terri Daniels	30-10	.319	.605	62/2.1	81	137/4.6
Kiki Wimbush	11-2	.333	.650	29/2.6	43	48/4.4
Rosita Melbourne	27-8	.379	.757	61/2.3	7	100/3.7
Arek Deng	4-0	.750	.000	6/1.5	0	6/1.5
Brie Jackson	5-0	.000	.500	4/0.8	3	3/0.6
Ije Agba	12-1	.273	.500	14/1.2	1	7/0.6
Maryland	30	.429	.680	1002/33.4	434	1895/63.2
Opponents	30	.483	.702	1087/36.2	386	1857/61.9

ACC TOURNAMENT

First Round- defeated Wake Forest, 72-66

Quarterfinals- lost to North Carolina, 78-53

2002-03

10-18 OVERALL • 4-12 ACC
ACC FIRST ROUND



TEAM ROSTER

No.	Name	Yr.	Pos.	Ht.	Hometown/High School
5	Terri Daniels	Sr.	G	5-11	Ellicott City, Md./St. Mary's
11	Vanessa Ruffin	Fr.	C	6-5	Hagerstown, Md./Broadfording Christian Academy
12	Vicki Brick	R-Jr.	G	5-7	Timonium, Md./McDonogh
14	Brie Jackson	Sr.	F	5-11	Silver Spring, Md./Bullis Prep
21	Renneika Razor	Sr.	G	5-8	New York, N.Y./Cardinal Spellman
25	Crystal Washington	Jr.	C/F	6-2	Clinton, Md./Bishop McNamara
32	Charmaine Carr	Fr.	C	6-1	Accokeek, Md./Gwynn Park
34	Anesia Smith	So.	G	5-10	Alexandria, Va./Hayfield
40	Angel Ross	Fr.	C	6-2	Midlothian, Va./Midlothian
41	Chrissy Fisher	Fr.	F	6-0	Rumson, N.J./Rumson Fair Haven
54	Delvona Oliver	Jr.	C/F	6-3	Euclid, Ohio/Euclid

Head Coach: Brenda Frese

Assistant Coaches: Jeff Walz, Marsha Frese, Erica Floyd

SEASON STATISTICS

Name	GP/GS	FG%	FT%	Reb/Avg.	Ast.	Pts/Avg.
Renneika Razor	27/27	.483	.561	154/5.7	62	435/16.1
Delvona Oliver	19/12	.412	.612	101/5.3	8	200/10.5
Terri Daniels	28/28	.361	.790	104/3.7	126	263/9.4
Chrissy Fisher	26/2	.404	.737	129/4.6	31	236/9.4
Vicki Brick	28/28	.376	.712	101/3.6	92	218/7.8
Angel Ross	28/23	.432	.390	155/5.5	19	169/6.0
Charmaine Carr	28/19	.412	.586	102/3.6	20	142/5.1
Anesia Smith	28/1	.341	.792	48/1.7	75	118/4.2
Crystal Washington	16/0	.460	.563	45/2.8	2	55/3.4
Brie Jackson	18/0	.481	.500	25/1.4	6	36/2.0
Vanessa Ruffin	7/0	.875	.000	9/1.3	1	14/2.0
Maryland	28	.414	.616	1091/39.0	442	1886/67.4
Opponents	28	.441	.687	1074/38.4	488	2031/72.5

ACC TOURNAMENT

First Round - lost to Clemson, 63-61

2003-04

18-13 OVERALL • 8-8 ACC
ACC SEMIFINALS
NCAA SECOND ROUND



TEAM ROSTER

No.	Name	Yr.	Pos.	Ht.	Hometown/High School
12	Vicki Brick	R-Sr.	G	5-7	Timonium, Md./McDonogh
14	Alli Spence	Jr.	G	5-5	Lafayette, Colo./Chatfield
22	Shay Doron	Fr.	G	5-9	Great Neck, N.Y./Christ the King
24	Kalika France	Fr.	G	5-9	Forestville, Md./Bishop McNamara
25	Crystal Washington	Sr.	C/F	6-2	Clinton, Md./Bishop McNamara
32	Charmaine Carr	So.	F	6-1	Accokeek, Md./Gwynn Park
33	C'Vette Henson	Fr.	G	5-8	Annapolis, Md./Annapolis
34	Anesia Smith	Jr.	G	5-9	Alexandria, Va./Hayfield
40	Angel Ross	So.	C	6-2	Midlothian, Va./Midlothian
41	Chrissy Fisher	So.	F	6-0	Rumson, N.J./Rumson-Fair Haven
44	Aurelie Noirez	Fr.	C	6-2	Vandoeuvre, France/Lyceé Francois Arago
54	Delvona Oliver	Sr.	F/C	6-3	Euclid, Ohio/Euclid

Head Coach: Brenda Frese

Assistant Coaches: Jeff Walz, Erica Floyd, Joanna Bernabei

SEASON STATISTICS

Name	GP/GS	FG%	FT%	Reb/Avg.	Ast.	Pts/Avg.
Shay Doron	30/18	.370	.773	111/3.7	66	405/13.5
Kalika France	31/31	.440	.690	185/6.0	70	363/11.7
Delvona Oliver	31/31	.478	.672	181/5.8	25	345/11.1
Crystal Washington	31/21	.483	.721	156/5.0	21	257/8.3
Chrissy Fisher	31/23	.368	.685	165/5.3	34	245/7.9
Alli Spence	21/6	.450	.771	46/2.2	75	165/7.9
Anesia Smith	30/24	.342	.813	71/2.4	87	91/3.0
Vicki Brick	26/1	.413	.444	40/1.5	28	77/3.0
C'Vette Henson	14/0	.229	.600	130/9.5	5	38/2.7
Aurelie Noirez	23/0	.351	.750	56/2.4	12	52/2.3
Charmaine Carr	25/0	.365	.619	44/1.8	7	51/2.0
Angel Ross	19/0	.565	.455	32/1.7	7	31/1.6
Maryland	31	.414	.707	1212/39.1	438	2120/68.4
Opponents	31	.398	.720	1155/37.3	404	2028/65.4

ACC TOURNAMENT

Quarterfinals - defeated Florida State, 62-47

Semifinals - lost to Duke, 70-63

NCAA TOURNAMENT

First Round - defeated Miami (Fla.), 86-85

Second Round - lost to LSU, 76-61

2006 NCAA CHAMPIONS EIGHT-TIME ACC CHAMPIONS

2004-05

22-10 OVERALL • 7-7 ACC

FINAL RANK: 24TH USA TODAY

ACC SEMIFINALS

NCAA SECOND ROUND



TEAM ROSTER

No.	Name	Yr.	Pos.	Ht.	Hometown/High School
1	Crystal Langhorne	Fr.	C/F	6-2	Willingboro, N.J./Willingboro
15	Laura Harper	Fr.	F	6-4	Elkins Park, Pa./Cheltenham
21	Ashleigh Newman	Fr.	G	5-10	Shelbyville, Tenn./Shelbyville Central
22	Shay Doron	So.	G	5-9	Great Neck, N.Y./Christ the King
24	Kalika France	So.	G	5-9	Foreshville, Md./Bishop McNamara
32	Charmaine Carr	Jr.	G/F	6-1	Accokeek, Md./Gwynn Park
33	C'Vette Henson	So.	G	5-8	Annapolis, Md./Annapolis
34	Anesia Smith	Sr.	G	5-9	Alexandria, Va./Hayfield
40	Angel Ross	Jr.	F	6-2	Midlothian, Va./Midlothian
42	Aurelie Noirez	So.	C	6-2	Vandoeuvre, France/Lyce Francais-Arago
54	Liz Gilchrist	Sr.	F	6-1	Sharpsburg, Md./Boonsboro (Washington Md.)
55	Jade Perry	Fr.	F	6-1	Central City, Ky./Muhlenberg North

Head Coach: Brenda Frese

Assistant Coaches: Jeff Walz, Erica Floyd, Joanne Bernabei

SEASON STATISTICS

Name	GP/GS	FG%	FT%	Reb/Avg.	Ass.	Pts./Avg.
Shay Doron	32/32	.426	.797	140/4.4	103	562/17.6
Crystal Langhorne	32/32	.592	.567	340/10.6	38	549/17.2
Laura Harper	9/9	.570	.583	88/9.8	12	119/13.2
Kalika France	32/31	.405	.545	154/4.8	66	352/11.0
Ashleigh Newman	32/0	.357	.645	62/1.9	28	195/6.1
Anesia Smith	32/32	.442	.712	119/3.7	214	183/5.7
Jade Perry	32/23	.375	.591	121/3.8	10	152/4.8
Aurelie Noirez	26/0	.445	.667	67/2.6	12	106/4.1
Charmaine Carr	31/0	.393	.579	75/2.4	7	59/1.9
C'Vette Henson	18/0	.296	.769	14/0.8	6	29/1.6
Liz Gilchrist	12/1	.375	1.000	8/0.7	2	12/1.0
Angel Ross	16/0	.214	.667	19/1.2	6	10/0.6
Maryland	32	.446	.648	1356/42.4	504	2328/72.8
Opponents	32	.399	.716	1137/35.5	423	2090/65.3

ACC TOURNAMENT

First Round - defeated Clemson, 66-55

Quarterfinals - defeated NC State, 63-56

Semifinals - lost to Duke, 44-74

NCAA TOURNAMENT

First Round - defeated UW-Green Bay, 65-55

Second Round - lost to Ohio State, 65-75

WINS VS. RANKED TEAMS

1976-77

NC State	9	13	73-65
----------	---	----	-------

1977-78

UCLA	7	10	92-88
Kansas	16	7	91-82
Penn State	15	7	103-86
• NC State	2	7	89-82
• Tennessee	1	6	75-69
So. Connecticut	18	6	93-53

1978-79

• NC State	3	2	83-76
• Tennessee	5	4	85-79
• UCLA	3	4	71-56
Louisiana State	6	3	77-74
• NC State	5	7	75-73
Montclair State	19	6	57-55
• Cheyney State	5	6	60-57
Valdosta State	11	7	73-66

1979-80

Rutgers	7	9	78-77
Clemson	16	15	85-69
Cheyney State	11	14	66-62
Clemson	16	14	92-61
Cheyney State	10	13	59-58
Rutgers	6	13	79-70
• Texas	5	9	68-63

1980-81

NC State	12	14	80-60
Virginia	16	12	50-47
NC State	13	12	64-63
• Rutgers	5	13	72-69
Kentucky	11	9	83-82

1981-82

Rutgers	16	3	69-66
NC State	9	11	84-71
Missouri	20	7	80-69
Drake	19	7	89-78

1982-83

Rutgers	16	3	83-66
Old Dominion	7	8	82-66
North Carolina	18	7	88-69
NC State	16	6	84-81

1983-84

North Carolina	15	16	57-52
Virginia	11	19	82-51
NC State	13	19	84-77

1985-86

Duke	20	—	74-60
Virginia	6	—	92-68
North Carolina	16	—	90-74

1987-88

Illinois	20	16	85-65
Duke	9	15	83-73
Wake Forest	18	12	88-80
Virginia	6	12	83-79
Virginia	7	10	76-70
Ohio State	6	9	81-66

1988-89

Long Beach St.	7	8	76-72
Virginia	15	7	83-76
NC State	13	7	76-66
NC State	12	6	83-62
Virginia	14	6	104-99
Virginia	20	5	89-66
NC State	13	5	73-57
S.F. Austin	11	5	89-54
Texas	6	5	79-71

1989-90

Old Dominion	16	18	73-69
Long Beach St.	6	14	65-50
Penn State	18	—	85-60
Virginia	10	—	63-60

1990-91

Clemson	12	—	71-68
• NC State	3	—	81-80
NC State	6	—	86-85

1991-92

Penn State	7	9	85-58
• Virginia	1	3	67-65
Clemson	15	1	63-59
North Carolina	20	1	92-78

1992-93

• Tennessee	1	6	77-72
Purdue	8	6	73-69
Clemson	19	3	64-60
Virginia	10	5	70-66
Clemson	20	12	81-73
North Carolina	14	12	75-61

1993-94

Rutgers	17	—	64-55
---------	----	---	-------

1995-96

Duke	14	—	63-52
Clemson	18	—	74-72

1996-97

Clemson	20	—	72-53
Duke	14	—	68-64
NC State	15	—	54-51
Clemson	21	—	70-64

1997-98

North Carolina	7	—	84-62
Duke	13	—	54-53
NC State	9	—	61-48

1999-00

Duke	12	—	63-62
Virginia	16	—	76-71

2000-01

Clemson	18	—	ot85-73
NC State	22	—	57-56
Clemson	17	—	68-62
NC State	17	—	75-54

2003-04

Miami (Fla.)	23	—	86-85
--------------	----	---	-------

2004-05

• North Carolina	5	21	92-77
NC State	19	25	63-56
UW-Green Bay	24	-	65-55

2005-06

Michigan State	9	10	75-61
Boston College	19	6	ot 67-64
Virginia Tech	25	6	68-62
• North Carolina	1	6	ot 98-95
Boston College	18	4	86-59
• Duke	2	4	78-70
Baylor	10	3	82-63
Utah	18	3	ot 75-65
• North Carolina	1	3	81-70
• Duke	4	3	ot 78-75

2006-07

Michigan State	19	1	97-57
----------------	----	---	-------

Key: • Indicates victories over top five opponents. Victories over top 10 opponents are in bold. The number following opponent reflects opponent's ranking, followed by Maryland's ranking and the score of the game.

Rankings reflect Associated Press ranking.

2006 NCAA CHAMPIONS

EIGHT-TIME ACC CHAMPIONS

2006 NATIONAL CHAMPIONS

2005-06

34-4 OVERALL • 12-2 ACC

FINAL RANK: 3RD AP/1ST USA TODAY

ACC FINALISTS

TEAM ROSTER

No.	Name	Year	Pos.	Ht.	Hometown/High School
1	Crystal Langhorne	So.	C/F	6-2	Willingboro, N.J./Willingboro
2	Sa'de Wiley-Gatewood ^A	So.	G	5-9	Pomona, Calif./Lynwood (Tennessee)
11	Christie Marrone ⁺	So.	G	5-6	Brooklyn, N.Y./St. John Villa (Virginia Tech)
15	Laura Harper	So.	F/C	6-4	Elkins Park, Pa./Cheltenham
20	Kristi Toliver	Fr.	G	5-7	Harrisonburg, Va./Harrisonburg
21	Ashleigh Newman	So.	G	5-10	Shelbyville, Tenn./Shelbyville Central
22	Shay Doron	Jr.	G	5-9	Great Neck, N.Y./Christ the King
24	Kalika France	Jr.	G	5-9	Forestville, Md./Bishop McNamara
25	Marissa Coleman	Fr.	G/F	6-1	Cheltenham, Md./St. John's
32	Charmaine Carr	Sr.	G/F	6-1	Accokeek, Md./Gwynn Park
40	Angel Ross	Sr.	F	6-2	Midlothian, Va./Midlothian
44	Aurelie Noirez	Jr.	C	6-2	Vandoeuvre, France/Lycée François Arago
55	Jade Perry	So.	F/C	6-1	Central City, Ky./Muhlenberg North

Head Coach: Brenda Frese

Assistant Coaches: Jeff Walz, Erica Floyd, Joanna Bernabei

SEASON STATISTICS

No.	Player	GP/GS	FG%	FT%	Reb/Avg.	A	Pts/Avg
01	Crystal Langhorne	38/38	.670	.693	325/8.6	77	654/17.2
25	Marissa Coleman	37/28	.504	.833	299/8.1	115	510/13.8
22	Shay Doron	38/35	.399	.828	143/3.8	149	511/13.4
20	Kristi Toliver	33/24	.407	.891	87/2.6	145	384/11.6
15	Laura Harper	36/17	.535	.683	258/7.2	26	413/11.5
21	Ashleigh Newman	38/25	.373	.736	132/3.5	84	292/7.7
55	Jade Perry	38/20	.456	.750	165/4.3	21	250/6.6
44	Aurelie Noirez	31/0	.486	.647	57/1.8	10	79/2.5
32	Charmaine Carr	37/2	.444	.613	70/1.9	22	67/1.8
40	Angel Ross	14/1	.125	.400	21/1.5	3	6/0.4
Maryland		38	.478	.747	1720/45.3	652	3166/83.3
Opponents		38	.372	.698	1267/33.3	494	2471/65.0

ACC TOURNAMENT

Quarterfinals – defeated Georgia Tech, 71-66

Semifinals – defeated Duke, 78-70

Championship – lost to North Carolina, 91-80

NCAA TOURNAMENT

NCAA First Round – defeated Sacred Heart, 95-54

NCAA Second Round – defeated St. John's, 81-74

NCAA Albuquerque Region Semifinal – defeated Baylor, 82-63

NCAA Albuquerque Region Finals – defeated Utah, 75-65 (OT)

NCAA Semifinal (Final Four) – defeated North Carolina, 81-70

NCAA Championship – defeated Duke, 78-75 (OT)

2006-07

28-6 OVERALL • 10-4 ACC

FINAL RANK: 7TH AP/14TH USA TODAY

ACC SEMIFINALS

NCAA SECOND ROUND



TEAM ROSTER

No.	Name	Yr.	Pos.	Ht.	Hometown/High School
1	Crystal Langhorne	C/F	Jr.	6-2	Willingboro, N.J./Willingboro
2	Sa'de Wiley-Gatewood	G	R-Jr.	5-9	Pomona, Calif./Lynwood (Tennessee)
11	Christie Marrone	G	R-So.	5-6	Brooklyn, N.Y./St. John Villa (Virginia Tech)
15	Laura Harper	F/C	Jr.	6-4	Elkins Park, Pa./Cheltenham
20	Kristi Toliver	G	So.	5-8	Harrisonburg, Va./Harrisonburg
21	Ashleigh Newman	G	Jr.	5-10	Shelbyville, Tenn./Shelbyville Central
22	Shay Doron	G	Sr.	5-9	Great Neck, N.Y./Christ the King
25	Marissa Coleman	G/F	So.	6-1	Cheltenham, Md./St. John's College (D.C.)
33	Emery Wallace	F	Fr.	6-2	Roanoke, Va./Hidden Valley
44	Aurelie Noirez	C	Sr.	6-2	Vandoeuvre, France/Lycée François Arago
55	Jade Perry	F/C	Jr.	6-1	Central City, Ky./Muhlenberg North

Head Coach: Brenda Frese

Associate Head Coach: Jeff Walz

Assistant Coaches: Erica Floyd, Joanna Bernabei

SEASON STATISTICS

Name	GP/GS	FG%	FT%	Reb/Avg.	Ast.	Pts./Avg.
Crystal Langhorne	34/34	.707	.565	274/8.1	53	508/14.9
Marissa Coleman	34/33	.491	.802	256/7.5	109	448/13.2
Kristi Toliver	34/32	.490	.877	80/2.4	161	418/12.3
Shay Doron	34/34	.446	.826	137/4.0	93	400/11.8
Laura Harper	34/33	.551	.697	214/6.3	36	353/10.4
Ashleigh Newman	34/1	.437	.744	110/3.2	52	216/6.4
Sa'de Wiley-Gatewood	22/2	.427	.872	58/2.6	56	139/6.3
Jade Perry	33/0	.377	.817	181/5.5	17	189/5.7
Aurelie Noirez	29/1	.479	.600	67/2.3	9	76/2.6
Christie Marrone	25/0	.343	.714	26/1.0	35	63/2.5
Maryland	34	.500	.745	1527/44.9	504	2810/82.6
Opponents	34	.369	.704	1042/30.6	423	2085/61.3

ACC TOURNAMENT

Quarterfinals – defeated Georgia Tech, 75-59

Semifinals – lost to North Carolina, 78-72

NCAA TOURNAMENT

First Round – defeated Harvard, 89-65

Second Round – lost to Mississippi, 89-78



2006 NCAA CHAMPIONS EIGHT-TIME ACC CHAMPIONS

MARYLAND IN THE POLLS

AP Poll History FIRST RANKING:

No. 15 - Nov. 25, 1976

HIGHEST RANKING EVER:

No. 1 - Preseason 2006 through Jan. 14, 2007 (10 weeks)

No. 1 - Jan. 20, 1992; Jan. 27, Feb. 3, Feb. 10

YEARS RANKED

CONSECUTIVELY IN THE POLL:

9

CONSECUTIVE TOP FIVE APPEARANCES:

18 - Feb. 13, 2005 through Feb. 4, 2007

The Associated Press published its 500th women's basketball poll when it released its preseason rankings prior to the 2005-06 campaign, also marking the start of the 30th season of the poll. Among the 25 teams to appear in the preseason poll, Maryland was one of two schools to appear in the 2005-06 preseason ranking and the AP's first-ever poll published in 1976. The other school was Baylor.

2006-07

1. North Carolina
2. Duke
3. Connecticut
4. North Carolina
5. Tennessee
6. Ohio State
7. Stanford
8. **MARYLAND**
9. Arizona State
10. LSU
11. Oklahoma
12. Purdue
13. Texas A&M
14. Georgia
15. George Washington
16. Middle Tennessee State
17. NC State
18. Baylor
19. Rutgers
20. Bowling Green
21. Marquette
22. UW-Green Bay
23. Louisville
24. Michigan State
25. Montana

2005-06

1. North Carolina
2. Ohio State
3. **MARYLAND**
4. Duke
5. LSU
6. Tennessee
7. Oklahoma
8. Connecticut
9. Rutgers
10. Baylor
11. Purdue
12. Georgia
13. Stanford
14. DePaul
15. Arizona State
16. Michigan State
17. Louisiana Tech
18. Utah
19. Temple
20. Texas A&M
21. UCLA
22. BYU
23. Bowling Green
24. New Mexico
25. Minnesota

1992-93

1. Vanderbilt
2. Tennessee
3. Ohio State
4. Iowa
5. Texas Tech
6. Stanford
7. Auburn
8. Penn State

9. Virginia
10. Colorado
11. **MARYLAND**
12. Stephen F. Austin
13. Western Kentucky
14. Louisiana Tech
15. Southern California
16. Texas
17. North Carolina
18. Vermont
19. Bowling Green
20. Miami (Fla.)
21. Georgia
22. Nebraska
23. Hawaii
24. Kansas
25. Northern Illinois

1991-92

1. Virginia
2. Tennessee
3. Stanford
4. Stephen F. Austin
5. Mississippi
6. Miami (Fla.)
7. Iowa
8. **MARYLAND**
9. Penn State
10. SW Missouri State
11. Purdue
12. Texas Tech
13. Vanderbilt
14. West Virginia
15. Western Kentucky
16. George Washington
17. Kansas
18. Alabama
19. Texas
20. Clemson
21. Creighton
22. Houston
23. Southern California
24. Colorado
25. Cal-Santa Barbara

1988-89

1. Tennessee
2. Auburn
3. Louisiana Tech
4. Stanford
5. **MARYLAND**
6. Texas
7. Long Beach State
8. Iowa
9. Colorado
10. Georgia
11. Stephen F. Austin
12. Mississippi
13. NC State
14. Iowa State
15. Purdue
16. UNLV
17. South Carolina
18. LaSalle
19. Western Kentucky
20. Old Dominion

1987-88

1. Tennessee
2. Iowa
3. Auburn
4. Texas
5. Louisiana Tech
6. Ohio State

7. Long Beach State
8. Rutgers
9. **MARYLAND**
10. Virginia
11. Washington
12. Mississippi
13. Stanford
14. James Madison
15. Southern California
16. Montana
17. Georgia
18. New Mexico State
19. Stephen F. Austin
20. LaSalle

1983-84

1. Texas
2. Louisiana Tech
3. Georgia
4. Old Dominion
5. Southern California
6. Long Beach State
7. Kansas State
8. Louisiana State
9. Cheyney State
10. Mississippi
11. Missouri
12. Alabama
13. Northeast Louisiana
14. North Carolina
15. Tennessee
16. NC State
17. **MARYLAND**
18. Virginia
19. Ohio State
20. Tenn.-Chattanooga

1982-83

1. Southern California
2. Louisiana Tech
3. Texas
4. Old Dominion
5. Cheyney State
6. Long Beach State
7. **MARYLAND**
8. Penn State
9. Georgia
10. Tennessee
11. Arizona State
12. Kentucky
13. Mississippi
14. Auburn
15. Missouri
16. NC State
17. Kansas State
18. North Carolina
19. Oregon State
20. Louisiana State

1981-82

1. Louisiana Tech
2. Cheyney State
3. **MARYLAND**
4. Tennessee
5. Texas
6. Southern California
7. Old Dominion
8. Rutgers
9. Long Beach State
10. Penn State
11. Villanova
12. NC State
13. Kentucky
14. Kansas
15. South Carolina
16. Drake
17. Memphis State
18. Arizona State
19. Oregon
20. Missouri

1980-81

1. Louisiana Tech
2. Tennessee
3. Old Dominion
4. Southern California
5. Cheyney State
6. Long Beach State
7. UCLA
8. **MARYLAND**
9. Rutgers
10. Kansas
11. Kentucky
12. Oregon
13. NC State
14. Stephen F. Austin
15. Illinois State
16. Texas
17. Jackson State

18. Minnesota
19. Oregon State
20. Clemson

1979-80

1. Old Dominion
2. Tennessee
3. Louisiana Tech
4. South Carolina
5. Stephen F. Austin
6. **MARYLAND**
7. Texas
8. Rutgers
9. Long Beach State
10. NC State
11. Missouri
12. Alabama
13. Kansas State
14. Kentucky
15. Northwestern
16. Mercer
17. Oregon
18. Central Missouri
19. San Francisco
20. Brigham Young

1978-79

1. Old Dominion
2. Louisiana Tech
3. Tennessee
4. Texas
5. Stephen F. Austin
6. UCLA
7. Rutgers
8. **MARYLAND**
9. Cheyney State
10. Wayland Baptist
11. NC State
12. Valdosta State
13. Penn State
14. Kansas
15. South Carolina
16. Northwestern
17. UNLV
18. Long Beach State
19. Fordham
20. Montclair State

1977-78

1. Tennessee
2. Wayland Baptist
3. NC State
4. Montclair State
5. UCLA
6. **MARYLAND**
7. Queens College
8. Valdosta State
9. Delta State
10. Louisiana State
11. St. Joseph's
12. Old Dominion
13. Missouri
14. Stephen F. Austin
15. Texas
16. Ohio State
17. Penn State
18. Southern Connecticut
19. Memphis State
20. Long Beach St. & Mississippi

1976-77

1. Delta State
2. Immaculata
3. St. Joseph's
4. Fullerton State
5. Tennessee
6. Tennessee Tech
7. Wayland Baptist
8. Montclair State
9. Stephen F. Austin
10. NC State
11. Louisiana State
12. Baylor
13. UCLA
14. Old Dominion
15. Southeast Louisiana
16. **MARYLAND**
17. Michigan State
18. Mississippi College
19. Southern Connecticut
20. Kansas State

COACHES' POLL HISTORY

2006-07

1. Tennessee
2. Rutgers
3. North Carolina
4. LSU
5. Connecticut
6. Duke
7. Purdue
8. Arizona State
9. Oklahoma
10. Mississippi
11. George Washington
12. NC State
13. Georgia
14. **MARYLAND**
15. Bowling Green
16. Stanford
17. Vanderbilt
18. Ohio State
19. Florida State
20. Baylor
21. Texas A&M
22. Marist
23. Middle Tennessee State
24. Louisville
25. Michigan State

2005-06

1. **MARYLAND**
2. Duke
3. North Carolina
4. LSU
5. Tennessee
6. Connecticut
7. Stanford
8. Oklahoma
9. Rutgers
10. Ohio State
11. Purdue
12. Utah
13. Georgia
14. Baylor
15. DePaul
16. Michigan State
17. Arizona State
18. UCLA
19. Boston College
20. BYU
21. New Mexico
22. Vanderbilt
23. Temple
24. Louisiana Tech
25. George Washington

2004-05

1. Baylor
2. Michigan State
3. LSU
4. Tennessee
5. Stanford
6. North Carolina
7. Rutgers
8. Duke
9. Ohio State
10. Connecticut
11. Minnesota
12. Texas Tech
13. Georgia
14. Vanderbilt
15. Notre Dame

16. Arizona State
17. Texas
18. Temple
19. Kansas State
20. DePaul
21. Liberty
22. USC
23. Boston College
24. **MARYLAND**
25. Iowa State

1991-92

1. Stanford
2. Virginia
3. Western Kentucky
4. SW Missouri State
5. Tennessee
6. Mississippi
7. Vanderbilt
8. **MARYLAND**
9. Miami (Fla.)
10. Iowa
11. West Virginia
12. Southern California
13. Stephen F. Austin
14. Penn State
15. Texas Tech
16. Purdue
17. Alabama
18. UCLA
19. Clemson
20. George Washington

1988-89

1. Tennessee
2. Auburn
3. **MARYLAND**
4. Louisiana Tech
5. Stanford
6. Texas
7. Long Beach State
8. Mississippi
9. Ohio State
10. NC State
11. Iowa
12. Nevada Las-Vegas
13. Clemson
14. Louisiana State
15. Virginia
16. Stephen F. Austin
17. Purdue
18. Georgia
19. Colorado
20. Rutgers

1987-88

1. Louisiana Tech
2. Auburn
3. Tennessee
4. Long Beach State
5. Texas
6. Iowa
7. Virginia
8. **MARYLAND**
9. Ohio State
10. Georgia
11. Rutgers
12. Mississippi
13. Southern California
14. Stanford
15. James Madison
16. Washington
17. Montana
18. Stephen F. Austin
19. Western Kentucky
20. Clemson

COACHES' POLL HISTORY FIRST RANKING:

No. 17 - March 11, 1986

HIGHEST RANKING EVER:

No. 1 - Preseason 2006 through Jan. 8, 2007 (10 weeks)

No. 1 - 2006 Final

YEARS RANKED

CONSECUTIVELY IN THE POLL:

9

CONSECUTIVE TOP FIVE APPEARANCES:

19 - Feb. 14, 2006 through Feb. 4, 2007